

**2020 ANNUAL REPORT**

**TOWN OF CRAFTSBURY**  
**&**  
**CRAFTSBURY SCHOOL DISTRICT**



Photo of Craftsbury Village  
Courtesy of the Craftsbury Historical Society

**Tuesday March 2, 2021**  
**Town & School Voting will be Australian Ballot**  
**Please call for a ballot 802-586-2823**

# CRAFTSBURY INFORMATION

Website : [www.townofcraftsbury.com](http://www.townofcraftsbury.com)

## Telephone Numbers:

|  |                 |
|--|-----------------|
| Craftsbury Dog Warden—Emily Thompson.....                  | 586-9090        |
| Craftsbury Fire Dept.....                                  | 586-7786        |
| Craftsbury Fire Warden<br>Andrew Marckres.....             | cell 279-5494   |
| Craftsbury Justices of the Peace:<br>Sarah Tewksbury ..... | (207)351-7796   |
| Hester Fuller .....  | 586-2515        |
| David Rowell.....  | 586-7798        |
| Yvette Brown .....   | 586-7766        |
| Julian Sharp .....   | 586-2839        |
| Craftsbury Post Office (Village) .....                     | 586-9650        |
| Craftsbury Public Library .....                            | 586-9683        |
| Craftsbury School (Elementary) .....                       | 586-9671        |
| Craftsbury School (Academy) .....                          | 586-2541        |
| Craftsbury Select board—Susan Houston.....                 | 586-2873        |
| Craftsbury Select board—James Jones.....                   | 586-2292        |
| Craftsbury Select board—Bruce Urie.....                    | 755-6713        |
| Craftsbury Town Clerk's Office .....                       | 586-2823        |
| Craftsbury Town Clerk (Fax) .....                          | 586-2323        |
| Craftsbury Town Garage .....                               | 586-2271        |
| Orleans Southwest Supervisory Union .....                  | 472-6531        |
| <b>Emergency .....</b>                                     | <b>911</b>      |
| <b>Rescue Squad Emergency .....</b>                        | <b>472-6666</b> |
| VT Fish & Wildlife Dept .....                              | 802-241-3700    |
| VT Poison Center .....                                     | 802-658-3456    |
| VT State Police .....                                      | 802-988-4315    |

|   |          |
|---|----------|
| Branch Cemetery: Jane Linck                         | 586-9629 |
| E. Craftsbury Cemetery: Jim Whitby                  | 586-2863 |
| Village Cemetery: Carolyn Ryan                      | 586-2835 |
| Common Cemetery: Mike Martin<br>Sexton: Mike Martin | 586-9956 |

## Town Clerk's Office:

Open Tues– Fri 8:30am—4:00 pm

Mailing Address:

P O Box 55

Craftsbury, VT 05826

E-mail: [craftsbury@gmail.com](mailto:craftsbury@gmail.com)

## Craftsbury Public Library Hours:

Mon. 1:00pm - 6:00pm

Tues. 10:00am - 12:00pm

Wed. 1:00am - 6:00pm

Fri. 1:00am - 6:00pm

Sat. 10:00am - 12:00pm

Hours may change: check website for updates on open schedule

## Craftsbury Post Office:

Window Hours:

Mon.-Fri. 7:30am-11:30am/12:30pm-2:30pm

Sat. 7:30am - 10:30am

Closed (Lunch) 11:30am - 12:30 pm

Lobby Hours:

Mon. - Sat. 7:30am - 6:30pm

Box mail available by 10:00am

## Craftsbury Common Post Office:

Closed until further notice.

## Craftsbury Recycling & Trash

**[www.lrswwmd.org](http://www.lrswwmd.org) (price increase will be happening, check their Website)**

Saturdays 9:00am—1:00pm

Trash cost:

45 gallon bag / \$6.00

30 gallon bag / \$4.00

15 gallon bag / \$2.00

Recycling cost:

15 gallon bag / \$1.00

## Craftsbury School Board Meetings:

2nd Wednesday of the Month

@ Craftsbury Academy 6:00pm

(note: date/time may change)

## Craftsbury Select Board Meetings:

1st & 3rd Tuesday of the month

@ Craftsbury Town Hall 7:00pm

(note: date/time may change)



## Dedication 2020

### ***This year the Town Report is dedicated to Kris Coville and the Neighbor to Neighbor Task Force.***

A year ago, when it became clear the novel coronavirus Covid-19 was settling in, Kris Coville immediately started reaching out on Front Porch Forum with ideas to support neighbors in need. People responded and this group of volunteers became known as the Neighbor to Neighbor Task Force (N2N). This N2N model became known throughout the state and was implemented by other towns.

The Craftsbury Select Board, in their early April meeting appointed Kris as chair and the group as an official town committee with the mission “to aid and support the community during times of distress. A fund was set up through the town to receive donations and grants. Working nimbly, mask and sanitizers were obtained, a mutual aid form and state safety guidance protocols were put in place for volunteers, other funding sources were applied for, and issues were solved as they emerged. Weekly committee meetings were established with the new Zoom account purchased by the N2N Group. Anyone was welcome to join.

Kris stepped into her leadership role simply because she saw a need. Her gentle, caring nature, positive spirit, vision and determination set the path for where we are now. The Monday Soup Suppers have fed up to 200 people weekly and the Pop-up Food Pantry provides up to 90 families with weekly food boxes. With passion and perseverance, Kris navigated the logistics so that the Pantry is now a permanent satellite site for the Hardwick Area Food Pantry serving Craftsbury with a location also in Albany. Kris will be the employed supervisor. And, when the 4Cs needed to temporarily close their kitchen, Kris was called for help. Because of the deep connections already established with farmers, food producers, the stores, and community people, within 4 hours Kris had arranged local catering! As one community member said “When people need support, Kris seems to magically appear”. Another said, “Working with Kris has been such an inspiration. She radiates joy and has relentless hope.” In between all this Kris managed matching individual requests and needs, such as a prescription pick-up or an errand run, with a volunteer. She wants our community to know they are cared for and have somewhere to go for help. This work is everything she has wanted to do and is her vision of a “dream job”. The powerful network Kris and the N2N group have created will serve our community for a long time to come.

Kris and family moved to Craftsbury in 1999 and established Wild Branch Valley Farm at the old Smith, previously Atherton farm site. With her husband Glenn, they transformed the old dairy farm into an organic vegetable farm also raising beef and mushrooms, and their three sons Joshua, Noah, and Micah. The boys were home schooled for many years and then attended the Academy.



Kris helped start the Farmer’s Market on the Common years ago and, with dedication, perseverance, and a positive spirit, she shepherded the Market through this past summer keeping people safe and allowing local producers to continue having an outlet for their products. Kris also serves on the Town Recreation Committee and on the School Life Association.

**The Craftsbury Community is most grateful to Kris for her leadership and service to the Community and thus dedicates this Town Report to her.**

*(Please see page 43 for more about the N2N Task Force.)*

## Craftsbury Town Report - Table of Contents

|   |                    |
|---|--------------------|
| Craftsbury Information Page                                     | Inside Front Cover |
| Dedication  | 3                  |
| Table of Contents / Auditors' Report & Town Meeting Information | 4-6                |
| <b>Craftsbury Town Warning</b>                                  | 7-10               |
| Abstract of Town Meeting Minutes 3/5/19                         | 11                 |
| Elected Town Officers / Appointed Town Officers                 | 12 - 13            |
| Select Board Report & Budget                                    | 14 -18             |
| Statement of Receipts and Disbursements                         | 19                 |
| Town Salaries, Assessments                                      | 20                 |
| Balance Sheet   | 21                 |
| Statement Of Town Indebtedness / Delinquent Taxes / Town Assets | 22                 |
| Additional Town Accounts  | 23 - 25            |
| 2020 Billed Grand List / Tax Book Report Form 411               | 26-27              |
| Education Tax Rates / Act 68 Cash Flow                          | 28-29              |
| FY2020 Education Funding Summary                                | 30-31              |
| Dog License Report  | 32                 |
| Fire Department Report / CFD Balance Sheet                      | 33- 35             |
| Recreation Report   | 36                 |
| Conservation Commission   | 37                 |
| Planning Commission   | 38                 |
| Energy Committee  | 39                 |
| Village Improvement Society Report                              | 40                 |
| Historical Society  | 41                 |
| Craftsbury trails / Website Committee Report                    | 42                 |
| Neighbor to Neighbor  | 43                 |
| Craftsbury Saplings   | 44                 |
| Mental Health Resource Group                                    | 45                 |
| Craftsbury Fire District #2                                     | 46                 |
| NEK Community Broadband Union District                          | 47-48              |
| Craftsbury Community Care Center Report                         | 49                 |
| Craftsbury Public Library Annual Report                         | 50-52              |
| Sterling College  | 53                 |
| Agencies Requesting Town Funds                                  | 54-55              |
| Craftsbury Land Transfers / Marriages / Births / Deaths         | 56-58              |

**Craftsbury Town School District  
2021 Annual School District Meeting Materials  
Table of Contents**

| <b>Craftsbury Town School District</b>  |          |
|---|----------|
| Craftsbury Town School District Cover   | 59       |
| 2021 Annual School District Meeting Warning   | 60       |
| School Board Report   | 61       |
| Principal's Message   | 62       |
| FY20 Treasurer's Report   | 63       |
| FY22 Proposed Budget by Function  | 64       |
| FY22 Proposed Revenue Budget  | 65       |
| FY22 Estimated Tax Rate   | 66       |
| Tax Rate Description  | 67       |
| FY22 Budget Notes   | 68       |
| Three Prior Years Comparisons   | 69       |
| 2019-2020 Employee Compensation Report  | 70       |
| 2020 Craftsbury Town School District Meeting Minutes  | 71       |
| <b>Orleans Southwest Supervisory Union</b>  |          |
| Cover Page  | 72       |
| Board Chair Letter  | 73       |
| Superintendent's Letter   | 74-75    |
| FY20 Treasurer's Report   | 76       |
| FY22 Proposed Budget by Function  | 77       |
| FY22 Proposed Revenue Budget  | 78       |
| FY22 Shared Services Assessment Summary   | 79       |
| FY22 Budget Highlights  | 80       |
| 2019-2020 Employee Compensation Report  | 81-83    |
| <b>Directors &amp; Officers</b>   |          |
| <u>Directors</u>  | Term End |
| Harry Miller, Chair   | 2022     |
| Jen Schoen, Vice Chair  | 2021     |
| Michelle Menard   | 2022     |
| Kasey Allen   | 2023     |
| Anne Morse  | 2021     |
| <u>Officers</u>   |          |
| Yvette Brown, District Clerk , District Treasurer   |          |
| <p>Orleans Southwest Supervisory Union and its member districts were audited by RHR Smith &amp; Company for the fiscal year ending June 30, 2020. Full copies of the annual audit reports can be found at the OSSU website: <a href="https://www.ossu.org/resources/data-reports">https://www.ossu.org/resources/data-reports</a>. If you are interested in obtaining a copy of one of the audit reports, you can call the OSSU Central Office at 802-472-6531 to have a copy mailed, or you can come view the report at the OSSU Central Office at 157 Daniels Road Hardwick VT.</p> |          |

## **Auditors' Report**

The Auditors' job is to examine all payables and receivables and balance all accounts with the bank statements and to be able to assure that information in this book is accurate.

**We, the Auditors for the Town of Craftsbury, have examined the accounts and records of the Town from January 1, 2020 to December 31, 2020.**

**We have found everything to be accurate and true.**

Attest:

*Cheryl Bailey, Amanda Cookson*

Contact us: e-mail address  
**[craftsbury.town.auditors@gmail.com](mailto:craftsbury.town.auditors@gmail.com)**

We wish to thank Yvette Brown and her Assistants, Elizabeth Urie and Michelle Warren for being so patient with us as we pore through all the records. It is at times very hectic but they are always with a smile and a great sense of humor, which is very much appreciated.



### **Craftsbury, Vermont**

**Chartered: August 23, 1781**

**Acreage: 25,984 acres Altitude: 904 feet**

**Registered Voters: 914 (as of 1/20/21)**

"The Select Board of the Town of Craftsbury resolves to Celebrate Community, Honor Common Humanity, and Provide a Safe and Healthy Place to Live, Work, and Visit. We Stand for Equality, Respect, and Dignity for All and Condemn any Injustice, including Racial Injustice, or Intimidation."

## WARNING

FOR ANNUAL TOWN AND TOWN FIRE DISTRICT MEETING:

THE LEGAL VOTERS OF CRAFTSBURY, VERMONT ARE HEREBY NOTIFIED AND WARNED TO VOTE BY AUSTRALIAN BALLOT AT CRAFTSBURY TOWN HALL ON TUESDAY THE SECOND DAY OF MARCH A.D., 2021 TO ACT ON THE FOLLOWING ARTICLES, TO WIT:

**ARTICLE 1.** TO ELECT OFFICERS OF THE TOWN AND FIRE DISTRICT:

MODERATOR (1 YEAR TERM, JEANNINE YOUNG INCUMBENT)

SELECTBOARD MEMBER (3 YEAR TERM, SUSAN HOUSTON INCUMBENT; MIKE MARTIN)

COLLECTOR OF TAXES (1 YEAR TERM, YVETTE BROWN INCUMBENT)

LISTER (3 YEAR TERM, JAMES WHITBY INCUMBENT)

AUDITOR (2 YEAR TERM, TOM BOYLE)

AUDITOR (3 YEAR TERM, AMANDA COOKSON INCUMBENT)

CEMETERY COMMISSIONER (5 YEAR TERM, MIKE MARTIN INCUMBENT)

SUPERVISOR LAMOILLE SOLID WASTE DISTRICT (2 YEAR TERM, PENELOPE DOHERTY)

CRAFTSBURY PUBLIC LIBRARY TRUSTEE (4 YEAR TERM, MITCHELL HUNT)

TRUSTEE OF PUBLIC FUNDS (3 YEAR TERM, YVETTE BROWN INCUMBENT)

WORLD WAR II MEMORIAL FUND TRUSTEE (3 YEAR TERM, MIKE MARTIN INCUMBENT)

**ARTICLE 2.** SHALL THE VOTERS AUTHORIZE TOTAL FUND EXPENDITURES FOR OPERATING EXPENSES OF \$804,331, OF WHICH \$480,658 SHALL BE RAISED BY TAXES?

**ARTICLE 3.** SHALL THE TOWN APPROPRIATE \$56,750 TO THE VOLUNTEER FIRE DEPARTMENT FOR PAYMENT OF NECESSARY EXPENSES FROM JANUARY 1, 2021 THROUGH DECEMBER 31, 2021?

**ARTICLE 4.** SHALL THE TOWN AUTHORIZE A SUM OF UP TO \$10,000 TO PURCHASE A REPLACEMENT CHLORIDE TRUCK?

**ARTICLE 5.** SHALL THE TOWN APPROPRIATE A SUM OF \$3,200 FOR CEMETERIES?

**ARTICLE 6.** SHALL THE TOWN APPROPRIATE A SUM OF \$100 TO CRAFTSBURY HISTORICAL SOCIETY?

**ARTICLE 7.** SHALL THE TOWN APPROPRIATE A SUM OF \$500 FOR MEMORIAL DAY?

**ARTICLE 8.** SHALL THE TOWN APPROPRIATE A SUM OF \$1,500 TO CRAFTSBURY RECREATION COMMITTEE?

**ARTICLE 9.** SHALL THE TOWN APPROPRIATE A SUM OF \$1,500 TO THE CRAFTSBURY VILLAGE IMPROVEMENT SOCIETY FOR MAINTENANCE ON COMMON?

**ARTICLE 10.** SHALL THE TOWN APPROPRIATE A SUM OF \$500 TO THE NORTHERN NEW ENGLAND REGION AMERICAN RED CROSS?

**ARTICLE 11.** SHALL THE TOWN APPROPRIATE A SUM OF \$1,000 TO AWARE FOR PREVENTING AND HEALING THE TRAUMA OF DOMESTIC AND SEXUAL VIOLENCE?

**ARTICLE 12.** SHALL THE TOWN APPROPRIATE A SUM OF \$12,000 TO CRAFTSBURY COMMUNITY CARE CENTER, A LEVEL 3 RESIDENTIAL CARE FACILITY?

**ARTICLE 13.** SHALL THE TOWN APPROPRIATE A SUM OF \$39,200 TO CRAFTSBURY PUBLIC LIBRARY?

**ARTICLE 14.** SHALL THE TOWN APPROPRIATE A SUM OF \$800 TO GREEN MOUNTAIN FARM TO SCHOOL, FOR PROVIDING FRESH, LOCAL FOOD AND NUTRITION EDUCATION TO STUDENTS IN NORTHERN VERMONT?

**ARTICLE 15.** SHALL THE TOWN APPROPRIATE A SUM OF \$2,500 TO GREENSBORO NURSING HOME?

**ARTICLE 16.** SHALL THE TOWN APPROPRIATE A SUM OF \$2,500 TO HARDWICK FOOD PANTRY AND THE EXPANDED CRAFTSBURY FOOD SHARE?

**ARTICLE 17.** SHALL THE TOWN APPROPRIATE A SUM OF \$13,368 TO HARDWICK RESCUE SQUAD?

**ARTICLE 18.** SHALL THE TOWN APPROPRIATE A SUM OF \$1,500 TO LAMOILLE COUNTY MENTAL HEALTH SERVICES?

**ARTICLE 19.** SHALL THE TOWN APPROPRIATE A SUM OF \$1,000 TO LAMOILLE FAMILY CENTER FOR PARENT AND CHILD PROGRAMMING SERVICES DESIGNED TO PROMOTE HEALTHY, SAFE AND RESILIENT FAMILIES?

**ARTICLE 20.** SHALL THE TOWN APPROPRIATE A SUM OF \$500 TO NORTH COUNTRY ANIMAL SHELTER (NCAL)?

**ARTICLE 21.** SHALL THE TOWN APPROPRIATE A SUM OF \$650 TO ASSIST THE NORTHEAST COUNCIL ON AGING?

**ARTICLE 22.** SHALL THE TOWN APPROPRIATE A SUM OF \$1,266 TO NORTHEAST KINGDOM HUMAN SERVICES, FOR SUPPORTING COMMUNITY MEMBERS WITH MENTAL HEALTH, ADDICTION AND DEVELOPMENTAL DISABILITIES?

**ARTICLE 23.** SHALL THE TOWN APPROPRIATE A SUM OF \$905 TO NORTHEASTERN VERMONT DEVELOPMENT ASSOCIATION (NVDA) FOR PLANNING, DEVELOPING, PROMOTING AND PUBLICIZING RESOURCES?

**ARTICLE 24.** SHALL THE TOWN APPROPRIATE A SUM OF \$800 TO ORLEANS COUNTY CITIZENS ADVOCACY FOR CREATING AND SUPPORTING RELATIONSHIPS BETWEEN COMMUNITY VOLUNTEERS AND INDIVIDUALS WITH DEVELOPMENTAL DISABILITIES?



**ARTICLE 25.** SHALL THE TOWN APPROPRIATE THE SUM OF \$300 TO ORLEANS COUNTY COURT DIVERSION, TO ASSIST IN MAINTAINING EXISTING SERVICE TO JUVENILE AND ADULT OFFENDERS AND THE VICTIMS OF THEIR CRIMES?

**ARTICLE 26.** SHALL THE TOWN APPROPRIATE THE SUM OF \$4,200 TO ORLEANS ESSEX VISITING NURSE ASSOCIATION (VNA) & HOSPICE, FOR PROVIDING SERVICES TO THE ELDERLY, HOMEBOUND AND CHRONICALLY ILL?

**ARTICLE 27.** SHALL THE TOWN APPROPRIATE A SUM OF \$500 TO THE POPE MEMORIAL FRONTIER ANIMAL SHELTER?

**ARTICLE 28.** SHALL THE TOWN APPROPRIATE A SUM OF \$600 TO RURAL COMMUNITY TRANSPORTATION (RCT), FOR PROVIDING PUBLIC TRANSPORTATION SERVICES IN NORTHERN VERMONT?

**ARTICLE 29.** SHALL THE TOWN APPROPRIATE A SUM OF \$500 TO THE VERMONT ASSOCIATION FOR THE BLIND & VISUALLY IMPAIRED FOR SUPPORTING INDEPENDENCE AND CULTIVATE ADAPTIVE SKILLS TO THOSE VISUALLY IMPAIRED?

**ARTICLE 30.** SHALL THE TOWN APPROPRIATE A SUM OF \$140 TO VERMONT CENTER FOR INDEPENDENT LIVING (VCIL), FOR ASSISTING VERMONTERS WITH DISABILITIES ACHIEVE DIGNIFIED AND SELF-DETERMINED LIVES?

**ARTICLE 31.** SHALL THE TOWN APPROPRIATE A SUM OF \$1,500 TO WONDERARTS FOR SUPPORTING PROGRAMS, ACTIVITIES AND PROJECTS FOR CRAFTSBURY FAMILIES?

**ARTICLE 32.** SHALL THE TOWN APPROPRIATE A SUM OF \$250 TO NORTHEAST KINGDOM LEARNING SERVICES INC. FOR SUPPORTING ADULT EDUCATIONAL PROGRAMS?

**ARTICLE 33.** SHALL THE TOWN APPROPRIATE A SUM OF \$500 TO NORTHWOODS STEWARDSHIP CENTER, FOR CONSERVATION AND EDUCATIONAL SERVICES?

**ARTICLE 34.** SHALL THE TOWN APPROPRIATE A SUM OF \$700 TO ASSIST IN MAINTAINING THE OLD STONE HOUSE MUSEUM AND ITS PROGRAMS?

**ARTICLE 35.** SHALL THE TOWN APPROPRIATE A SUM OF \$500 TO THE ORLEANS COUNTY FAIR, FOR SUPPORTING AND MAINTAINING THE ORLEANS COUNTY FAIR 150-YEAR TRADITION?

**ARTICLE 36.** SHALL THE TOWN APPROPRIATE A SUM OF \$500 TO SALVATION FARMS, DISTRIBUTING PRODUCE FROM LOCAL FARMS TO THE REGION'S RESIDENTS?

**ARTICLE 37.** SHALL THE TOWN APPROPRIATE A SUM OF \$250 TO VERMONT FAMILY NETWORK, FOR SUPPORTING AND EMPOWERING VERMONT FAMILIES OF CHILDREN WITH SPECIAL NEEDS?

**ARTICLE 38.** SHALL THE TOWN AUTHORIZE THE SELECT BOARD TO SPEND \$12,000 FROM THE "2021 GOOD NEIGHBOR FUND" CONTINGENT UPON AVAILABILITY OF FUNDS, TO ESTABLISH A RESERVE ACCOUNT TO BE USED FOR TOWN INFRASTRUCTURE AND EQUIPMENT?

**ARTICLE 39.** SHALL THE TOWN AUTHORIZE THE SELECT BOARD TO SPEND \$7,000 FROM THE "2021 GOOD NEIGHBOR FUND", CONTINGENT UPON AVAILABILITY OF FUNDS, FOR THE CRAFTSBURY CONSERVATION FUND?

**ARTICLE 40.** SHALL THE TOWN AUTHORIZE THE SELECT BOARD TO SPEND \$6,000 FROM THE "2021 GOOD NEIGHBOR FUND", CONTINGENT UPON AVAILABILITY OF FUNDS, FOR OPERATIONS OF CRAFTSBURY SAPLINGS, A COMMUNITY CHILDREN'S CENTER?

**ARTICLE 41:** SHALL THE TOWN AUTHORIZE THE SELECT BOARD TO USE \$3,000 FROM THE "2021 GOOD NEIGHBOR FUND", CONTINGENT UPON AVAILABILITY OF FUNDS, FOR A STATE BETTER CONNECTIONS GRANT TO UNDERTAKE A CRAFTSBURY VILLAGE MASTER PLAN?

**ARTICLE 42.** SHALL THE TOWN VOTE TO HAVE THE TAXES COLLECTED BY THE TOWN TREASURER?

**ARTICLE 43.** SHALL THE TOWN VOTE TO COLLECT TAXES ON REAL PROPERTY IN THREE INSTALLMENTS, WITH THE DUE DATES BEING JULY 15TH, SEPTEMBER 15TH, AND NOVEMBER 15TH (32 VSA 4871) AND TO COLLECT INTEREST ON LATE AND DELINQUENT PAYMENTS OF ONE (1%) PERCENT PER MONTH FOR THE FIRST THREE MONTHS STARTING AFTER DECEMBER 1ST AND ONE AND ONE-HALF PERCENT (1 ½%) THEREAFTER (32 VSA 4873) WITH NO DISCOUNTS?

**ARTICLE 44.** SHALL THE TOWN ADVISE THE SELECT BOARD TO PURSUE AN AUSTRALIAN BALLOT POSSIBILITY ALONG WITH TOWN MEETING FOR THE FUTURE?

DATED AT CRAFTSBURY, VERMONT JANUARY 26 A.D., 2021.

SELECTBOARD:

Bruce Urie BRUCE URIE

James Jones JAMES JONES

Susan Houston SUSAN HOUSTON

CRAFTSBURY TOWN CLERK'S OFFICE RECEIVED THE FOREGOING WARNING FOR RECORD JANUARY 26 A.D., 2021 AT 1 O'CLOCK 30 MINUTES P.M. AND DULY RECORDED THE SAME BEFORE POSTING.

ATTEST: Yvette Brown YVETTE BROWN  
TOWN CLERK

## **CRAFTSBURY TOWN MEETING 3/3/2020 - ABSTRACT OF MINUTES**

- Article 1.** Moderator – Jeannine Young was nominated, 1 vote was cast.
- Article 2.** Auditors' Report – David Linck was the Dedication and report was approved.
- Article 3.** Select Board Member – (3 year term) – James Jones  
Collector of Taxes – (1 year term) – Yvette Brown  
Lister – (3 year term) – Barbara Paterson  
Auditor – ( 3 year term) – Lisa Santamore  
Town Agent – (1 year term) – David Rowell  
Town Grand Juror – (1 year term) – Carol Maroni  
Cemetery Commissioner – (5 year term) – Bruce Urie  
Trustee of Public Funds – (3 year term) - Rudy Chase  
WWII Memorial Trustee – (3 year term) – Bruce Urie
- Article 4.** Authorize the town to spend \$35,000.00 of Good Neighbor to offset Halloween Storm expenses. Yes 105 - No 7
- Article 5.** Select Board budget \$793,532 Yes 105 No 7
- Article 6.** Fire Department Budget \$53,900 Yes 110 No 7 Spoiled 1
- Article 7.** Vote not to exceed \$160,000.00 for a new Town Truck Yes 85 No 3
- Article 8.** Appropriation of \$12,000.00 Craftsbury Community Care Center (Carried)
- Article 9.** Appropriation of \$40,000. to the Public Library Yes 96 No 8
- Article 10.** Appropriation for town Committees \$7,800.00 ( Carried)
- Article 11.** Appropriations to Agencies Requesting funds \$25,759.00 Yes 64 No 10
- Article 12.** Appropriations to Agencies requesting Funds \$5,400.00 (Carried)
- Article 13.** Appropriation to Lamoille County Mental Health for \$1,500.00 (Carried)
- Article 14.** Appropriation to Antiques & Uniques of \$1,000.00 for 50th Year (Carried)
- Article 15.** "Good Neighbor Fund" \$20,000.00 to be used for Village Bridge was amended to \$14,000. Yes 83 no 11
- Article 16.** "Good Neighbor Fund" Asked for \$6,000.00 Amended \$4,200.00 for Craftsbury Saplings
- Article 17.** "Good Neighbor Fund" \$10,000.00 for Craftsbury Conservation Fund. Amended to be \$7,000.00
- Article 18.** "Good Neighbor Fund" \$600.00 was passed over.
- Article 19.** "Good Neighbor Fund" \$4,000.00 for Craftsbury Recreation Trail, amended to be \$2,800.00.
- Article 20.** Shall the Town enter a Communications Union District (CUD) to be known as KEK Community Broadband. Voted and carried
- Article 21.** Select Board to draw temporary loan orders in anticipation of taxes. Voted and Carried
- Article 22.** To have the Treasurer collect taxes. Carried
- Article 23.** Taxes to be collected in three installments, July 15th, September 15, and November 15th. Delinquent 1% first 3 months and 1.5% thereafter. Motion carried
- Article 24.** To transact any other business. Old Home Day the second Saturday in August.

**Meeting Adjourned @ 2:34 PM**

## Elected Craftsbury Town Officers

|                                   |            |      |
|-----------------------------------|------------|------|
| <b><u>Moderator:</u></b>          |            |      |
| Jeannine Young                    |            | 2021 |
| <b><u>Town Clerk:</u></b>         |            |      |
| Yvette Brown                      |            | 2022 |
| <b><u>Town Treasurer:</u></b>     |            |      |
| Yvette Brown                      |            | 2022 |
| <b><u>Select Board:</u></b>       |            |      |
| Susan Houston                     |            | 2021 |
| Bruce Urie                        |            | 2022 |
| James Jones                       |            | 2023 |
| <b><u>Collector of Taxes:</u></b> |            |      |
| Yvette Brown                      |            | 2021 |
| <b><u>Listers:</u></b>            |            |      |
| Jim Whitby                        |            | 2021 |
| Anthony Aiossa                    |            | 2022 |
| Barbara Paterson                  |            | 2023 |
| <b><u>School Directors:</u></b>   |            |      |
| Jennifer Schoen                   | (3yr term) | 2021 |
| Anne Morse                        | (2yr term) | 2021 |
| Michelle Menard                   | (2yr term) | 2022 |
| Harry Miller                      | (3yr term) | 2022 |
| Kasey Allen                       | (3yr term) | 2023 |
| <b><u>Auditors:</u></b>           |            |      |
| Amanda Cookson                    |            | 2021 |
| Cheryl Bailey                     |            | 2022 |
| Lisa Santamore                    | (resigned) | 2023 |

|  |      |
|--|------|
| <b><u>Town Agent:</u></b>                        |      |
| David Rowell                                     | 2021 |
| <b><u>Town Grand Juror:</u></b>                  |      |
| Carol Maroni                                     | 2021 |
| <b><u>Trustee of Public Funds:</u></b>           |      |
| Yvette Brown                                     | 2021 |
| Jeannine Young                                   | 2022 |
| Rudy Chase                                       | 2023 |
| <b><u>WWII Memorial Fund Trustees:</u></b>       |      |
| Michael Martin                                   | 2021 |
| Clyde Simmons                                    | 2022 |
| Bruce Urie                                       | 2023 |
| <b><u>Supervisor Lamoille Solid Waste</u></b>    |      |
| Adrian Owens                                     | 2021 |
| <b><u>Craftsbury Public Library Trustee:</u></b> |      |
| Aliena Gerhard                                   | 2021 |
| <b><u>Cemetery Commissioners:</u></b>            |      |
| Mike Martin                                      | 2021 |
| Lillian Fay Waterhouse                           | 2022 |
| Bob Davis  | 2023 |
| James Jones                                      | 2024 |
| Bruce Urie                                       | 2025 |
| <b>Justices Of the Peace</b>                     |      |
| Hester Fuller                                    |      |
| David Rowell                                     |      |
| Julian Sharp                                     |      |
| Sarah Tewksbury                                  |      |
| Yvette Brown                                     |      |

## Appointed Craftsbury Town Officers

|  |
|--|
| <u>Craftsbury 911 Coordinators:</u><br>Bruce Urie<br>Cheryl Bailey   |
| <u>Craftsbury Conservation Commission:</u><br>Steve Moffatt, Chair   |
| <u>Craftsbury Constable:</u><br>Eric Britton   |
| <u>Craftsbury Dog Warden:</u><br>Emily Thompson  |
| <u>Craftsbury Energy Committee:</u><br>Kevin Gregoire, Chair   |
| <u>Craftsbury Fence Viewers:</u><br>Chris Masse<br>Ed Williams<br>James Jones                              |
| <u>Craftsbury Financial Advisory Group:</u><br>Cheryl Crytzer<br>Tom Twetten                               |
| <u>Craftsbury Fire Warden:</u><br>Andrew Marckres  |
| <u>Craftsbury Flood Plain Ordinance Administrator:</u><br>Gordon Waterhouse                                |
| <u>Craftsbury Green Up Chair:</u><br>Sheila LaPoint (resigned)   |
| <u>Craftsbury Health Officer:</u><br>Tim Fritz   |
| <u>Craftsbury Inspector of Lumber &amp; Wood:</u><br>James Moffatt   |
| <u>Craftsbury Inspector of Lumber &amp; Wood, Assistant:</u><br>Stuart LaPoint                             |
| <u>Craftsbury Mental Health Resource Group:</u><br>Deborah McKinley, Co-Chair<br>Michelle Warren, Co-Chair |
| <u>Craftsbury Municipal Forest Committee:</u><br>James Moffatt, Chair                                      |
| <u>Craftsbury Neighbor to Neighbor:</u><br>Kris Coville, Chair   |

|   |
|---|
| <u>Craftsbury NVDA Representatives:</u><br>Farley Brown<br>Rudy Chase   |
| <u>Craftsbury Recreation Committee:</u><br>Jodi Smith, Co-Chair<br>Kris Coville, Co-Chair   |
| <u>Craftsbury Road Safety Committee:</u><br>Jenny Stoner, Chair   |
| <u>Craftsbury Planning Commission:</u><br>Farley Brown, Co-Chair<br>Rudy Chase, Co-Chair  |
| <u>Select Board Chair:</u><br>Bruce Urie, Co-Chair<br>James Jones Co-Chair  |
| <u>Craftsbury Select Board Clerk:</u><br>Michelle Warren  |
| <u>Craftsbury Town Service Officer:</u><br>Yvette Brown   |
| <u>Craftsbury Tree Warden:</u><br>James Moffatt   |
| <u>Craftsbury Tree Warden, Assistant:</u><br>Stuart LaPoint   |
| <u>Craftsbury War Memorial Committee:</u><br>Michael Morrison<br>Everett Demeritt<br>Clyde Simmons<br>Harry Sweatt<br>Warren Williams |
| <u>Craftsbury Website Committee:</u><br>Michelle Warren, Chair  |
| <u>Vermont Emergency Management Representative:</u><br>Rebecca Tatel<br>Bruce Urie  |
| <u>NEK CUD</u><br>Katherine Sims – Representative<br>Rudy Chase – Alternate<br>Brian Machesney - Alernate                             |

## CRAFTSBURY SELECTBOARD REPORT 2020

The year 2020 will go down as one we will all remember for many reasons. Our year started out with the usual budget work, town meeting preparation and planning for the coming year. Little did we realize that in a few months we would be learning new words about how we can communicate, how masks are helping to protect us and how we can have people be aware of the work we are doing and still be safe. Then we threw in the national scene of riots, rallies and Black Lives Matter movement that moved from the national level to the local level and left an intense divide in the local population for many weeks. This has been what the select board has been working on in 2020 while trying to stay safe and do what is best for the town citizens.

We approved a loan/grant forgiveness motion for a grant that the town had held when the Craftsbury Community Care Center was built, thus allowing them to have a much better financial position as they move forward. We approved an enhanced energy plan for our town plan that can give us a better standing if a large industrial energy project was proposed for the town. We talked to the new Orleans County Sheriff about law enforcement in the county now and in the future. There is an ongoing discussion about 4 parcels of land in town that were identified as having no ownership and we are investigating how to get this land back on the town tax rolls. There have been flare-ups about the use of the Common and hopefully some education has been provided as to the history and use of the Common. A new form, which is available on the town website, will help the board and town office track by whom and when the Common is used. And lastly, we had a huge outpouring for the general election in November with the majority of votes coming in the mail which helped keep people safe in the pandemic times.

A group of town appointed volunteers, called the Craftsbury Neighbor to Neighbor group, has done a great job of organizing information and dispensing it to the townspeople. They have distributed thousands of pounds of food to supplement community members that have lost their jobs or are just food insecure in our town and in Albany. Please see their report in our town report on page 43 for further information on their work.

The pandemic forced the cancellation of annual events in town as well. The 50<sup>th</sup> anniversary of the Antiques and Uniques had to be cancelled as well as Old Home Day and the annual town block party due to Covid concerns. We hope as the vaccine becomes a reality for more and more folks that we can gradually get back to holding these events in the future.

As for the roads in town, we have done a good bit of work as well. Our work continues on the roads and ditches on our steepest roads (that have been identified as “hydraulically connected”), with most work being done on the roads heavily damaged during the 2019 Halloween storm. Some grant money has helped fund parts of these projects. The year 2021 will see an emphasis on the Morey Hill Road with concentration on ditching, culvert replacement and some resurfacing. We had to cut the timber and strip more of the gravel pit to access more of the gravel vein that we needed. We are very fortunate to have such high quality gravel available to us and located in such an accessible location. The paving budget was cut back a bit to cover some of the gravel pit costs, but we were able to get a portion of the South Craftsbury Road paved. We hope this is the year we will qualify for additional state funding which will allow us to pave more feet of highway. An additional cost this year will be a brush-cutting rental to try to knock back the brush growing behind the guard rails as well as some of the low hanging brush that continues to pose as a hazard. The town was also able to address a few Class 4 road issues with signage and gravel on the roads to fix rough conditions.

## Select Board Report Continues

The new town truck that we ordered finally arrived in time for Christmas (Merry Christmas to us) after having numerous delays due to Covid. We also had a much needed new furnace installed in the town garage, swapping out a forty-plus year old unit.

As many of you have heard, we will be holding our town meeting as an Australian ballot vote this year. We plan to hold an informational meeting on February 20th from 1-3 and are working on a place to hold the meeting for a limited number of in-person participants as well as a Zoom connection. Please keep an eye out for more information. Anybody will be able to request a ballot by calling the town office (586-2823) or by emailing at ([craftsbury@gmail.com](mailto:craftsbury@gmail.com)) or by stopping by. Ballots will be sent out as soon as they are ready but you can be added to the absentee voter list at anytime. The polls will also be open at the Town Hall on March 2<sup>nd</sup> from 9 a.m. to 7 p.m.

All elected offices will be voted on by ballot as well as all of the articles. Each article will be a separate ballot item and I will try to highlight some of them here. Unfortunately there will be no ability to amend any article as it is a straight "yes or no" vote. Some of the town articles are as follows: The town budget will be about a 1% increase this year. We have tried very hard to keep an increase to a minimum. We have had requests for money from the Good Neighbor Fund for the Conservation Commission for \$7000, the Craftsbury Saplings for \$6,000 and the town hopes to place \$12,000 in a reserve fund to go toward infrastructure and equipment repair. The Good Neighbor Fund will only have one more payment coming to the town. We are asking for up to \$10,000 to replace a truck that we use as a chloride truck (this truck was a 1987 truck which plowed snow for the town for many years, then went to the fire department as an engine for many years, then back to the town where it has been a chloride truck for a few years). We think it deserves a rest and will try to locate a used truck to replace this truck and save the cost of hiring out our chloride spreading. Our guardrail budget shows an increase. We are asking for more money this year, since we are able to get a better price by doing a larger job. The last article on the ballot this year is an article to explore the possibility of holding town meeting votes via Australian ballot in the future. It is just an advisory vote to give the select board a better gauge as to peoples' feelings on the subject and the board hopes to hold a few meetings (when we can meet in person) to further explore the possibilities. Our vision would be a meeting to discuss the articles with townspeople voting during the day. It would allow more people that cannot take the time to come to a town meeting a "say" in where dollars are spent and who would be elected each year.

As with every year, we would be remiss if we did not thank the road crew that gets up in the middle of the night to make sure your road is plowed for you, grades the road when it is rough and keeps all the equipment repaired and other road tasks that are taken care of each and every day of the year. Our town office crew has had to deal with the additional stress of public access to the town office during Covid, deal with a primary and general election during Covid and still make the office run with a cordial tone while dealing with the many nuances of a year with the virus. And lastly we thank all the volunteers that have helped out during a very turbulent year. Since we will not be able to answer questions at town meeting we will pass along our phone numbers and emails and encourage you to call or email with questions.

[bruceurie@gmail.com](mailto:bruceurie@gmail.com), 755-6713

[jonesfarm832@yahoo.com](mailto:jonesfarm832@yahoo.com), 586-2292

[mapleleafllamas@yahoo.com](mailto:mapleleafllamas@yahoo.com), 586-2873

## Craftsbury Select Board Budget

| Road Department Expenses         | Budget 2020          | Actual 2020          | Proposed 2021        |
|----------------------------------|----------------------|----------------------|----------------------|
| Salaries                         | \$ 136,900.00        | \$ 128,829.83        | \$ 140,441.00        |
| Retirement/ Life Ins             | \$ 7,875.00          | \$ 7,879.50          | \$ 8,426.00          |
| Social Security & Medicare       | \$ 10,500.00         | \$ 9,855.48          | \$ 10,744.00         |
| Worker's Comp. Insurance         | \$ 10,500.00         | \$ 10,478.89         | \$ 9,053.00          |
| Health Insurance                 | \$ 55,177.00         | \$ 55,859.91         | \$ 59,242.00         |
| Uniforms                         | \$ 7,000.00          | \$ 6,820.96          | \$ 7,000.00          |
| Salt                             | \$ 62,500.00         | \$ 61,246.24         | \$ 62,000.00         |
| Chloride                         | \$ 32,000.00         | \$ 25,301.84         | \$ 32,000.00         |
| Fuel                             | \$ 38,000.00         | \$ 22,113.19         | \$ 30,000.00         |
| Repairs & Maintenance            | \$ 60,000.00         | \$ 40,896.58         | \$ 60,000.00         |
| Blacktop                         | \$ 60,000.00         | \$ 38,618.78         | \$ 60,000.00         |
| Guardrails                       | \$ 3,000.00          | \$ 3,000.00          | \$ 6,000.00          |
| Equipment Insurance              | \$ 18,300.00         | \$ 16,652.00         | \$ 18,300.00         |
| Town Garage Utilities            | \$ 9,000.00          | \$ 9,804.01          | \$ 10,000.00         |
| Bridges                          | \$ 7,500.00          | \$ 8,000.00          | \$ 7,500.00          |
| Ditch Stone                      | \$ 4,000.00          | \$ 7,039.48          | \$ 4,000.00          |
| Sand                             | \$ 30,000.00         | \$ 33,375.00         | \$ 31,000.00         |
| Gravel                           | \$ 44,000.00         | \$ 39,089.20         | \$ 45,000.00         |
| Contract Serv. & Equip. Rental   | \$ 12,000.00         | \$ 14,310.22         | \$ 12,000.00         |
| Culverts                         | \$ 6,000.00          | \$ 5,166.60          | \$ 6,000.00          |
| Garage fire prevention           | \$ 1,050.00          | \$ 831.25            | \$ 1,050.00          |
| Mileage                          | \$ 500.00            | \$ 591.80            | \$ 500.00            |
| Building Maintenance             | \$ 3,000.00          | \$ 6,197.34          | \$ 4,000.00          |
| 911 Expense                      | \$ 500.00            | \$ 0.00              | \$ 500.00            |
| Roadside Mowing                  | \$ 7,000.00          | \$ 6,700.00          | \$ 9,500.00          |
| Signs & Posts                    | \$ 1,500.00          | \$ 404.00            | \$ 1,500.00          |
| Class IV Roads                   | \$ 2,000.00          | \$ 1,134.00          | \$ 2,000.00          |
| State of Vermont Permits         | \$ 1,800.00          | \$ 1,510.00          | \$ 1,800.00          |
| Bulky Day                        | \$ 0.00              | \$ 584.65            | \$ 1,000.00          |
| <b>Total Road Dept. Expenses</b> | <b>\$ 631,602.00</b> | <b>\$ 562,290.75</b> | <b>\$ 640,556.00</b> |



## Craftsbury Select Board Budget

| <b>Town Office Expenses</b>         | <b>Budget 2020</b>   | <b>Actual 2020</b>   | <b>Proposed 2021</b> |
|-------------------------------------|----------------------|----------------------|----------------------|
| Clerk & Treasurer                   | \$ 38,720.00         | \$ 38,708.81         | \$ 39,483.00         |
| Retirement/Life Ins.                | \$ 2,100.00          | \$ 2,822.18          | \$ 2,369.00          |
| Assistant Clerk                     | \$ 18,000.00         | \$ 13,875.20         | \$ 20,000.00         |
| Select Board Clerk                  | \$ 1,000.00          | \$ 1,035.00          | \$ 1,200.00          |
| Auditors                            | \$ 3,000.00          | \$ 1,940.25          | \$ 3,000.00          |
| Listers                             | \$ 5,000.00          | \$ 5,291.00          | \$ 5,000.00          |
| Select Board                        | \$ 3,000.00          | \$ 3,000.00          | \$ 3,000.00          |
| Ballot Clerks                       | \$ 1,200.00          | \$ 1,705.00          | \$ 1,200.00          |
| Health Insurance & Medicare         | \$ 14,000.00         | \$ 12,762.39         | \$ 14,000.00         |
| Social Security                     | \$ 6,000.00          | \$ 5,268.94          | \$ 6,000.00          |
| Parcel Map Update                   | \$ 500.00            | \$ 0.00              | \$ 500.00            |
| Mileage                             | \$ 500.00            | \$ 500.00            | \$ 500.00            |
| Office Supplies                     | \$ 14,000.00         | \$ 10,663.25         | \$ 14,000.00         |
| Utilities (Hall & Office)           | \$ 14,000.00         | \$ 10,732.58         | \$ 12,000.00         |
| Worker's Comp.                      | \$ 310.00            | \$ 270.11            | \$ 273.00            |
| Assessments                         | \$ 24,000.00         | \$ 24,274.23         | \$ 25,000.00         |
| Interest (Line of Credit)           | \$ 3,000.00          | \$ 1,404.00          | \$ 3,000.00          |
| Office Misc.                        | \$ 2,000.00          | \$ 3,499.68          | \$ 2,000.00          |
| New Equipment                       | \$ 4,000.00          | \$ 0.00              | \$ 4,000.00          |
| Legal Services                      | \$ 1,000.00          | \$ 150.00            | \$ 1,000.00          |
| Town Committees                     | \$ 1,500.00          | \$ 2,822.42          | \$ 1,500.00          |
| Building Maintenance                | \$ 1,500.00          | \$ 250.00            | \$ 1,500.00          |
| Fire Protection                     | \$ 1,050.00          | \$ 793.75            | \$ 1,050.00          |
| Street Lights                       | \$ 2,100.00          | \$ 1,744.91          | \$ 1,750.00          |
| Beach                               | \$ 450.00            | \$ 150.00            | \$ 450.00            |
| <b>Total Town Office</b>            | <b>\$ 161,930.00</b> | <b>\$ 143,663.70</b> | <b>\$ 163,775.00</b> |
| <b>Total Road Dept.</b>             | <b>\$ 631,602.00</b> | <b>\$ 562,290.75</b> | <b>\$ 640,556.00</b> |
| <b>Total Town Office &amp; Road</b> | <b>\$ 793,532.00</b> | <b>\$ 705,954.45</b> | <b>\$ 804,331.00</b> |

## Craftsbury Town Expenses

| Expenses Paid --- Not in Budget                                      | Actual 2020            |
|--|------------------------|
| Fire Department Expenses (see breakdown)                             | \$ 42,007.40           |
| Town Truck (Article 7)   | \$ 156,291.00          |
| CCCC Appropriation (Article 8 voted)                                 | \$ 12,000.00           |
| Library Voted (Article 9 voted)                                      | \$ 40,000.00           |
| Town Appropriations (Article 10 & 14 voted)                          | \$ 8,300.00            |
| Appropriations (Articles 11, 12, 13 voted)                           | \$ 32,659.00           |
| Village Bridge ( Article 15 voted)                                   | \$ 14,000.00           |
| Craftsbury Saplings (Article 16 voted)                               | \$ 4,200.00            |
| Conservation (Article 17 voted )                                     | \$ 7,000.00            |
| Delinquent Taxes to School   | \$ 1,109.25            |
| Neighbor to Neighbor   | \$ 2,148.15            |
| Yvette Brown (Tax Collector Fees)                                    | \$ 8,024.66            |
| Loan Repayments (see indebtedness)                                   | \$ 133,523.99          |
| LOC Loan   | \$ 93,600.00           |
| Loan Interest  | \$ 6,791.13            |
| Recreation Expenses  | \$ 302.29              |
| Dog Expenses   | \$ 1,494.16            |
| FEMA Expenses  | \$ 19,727.15           |
| Town Grant (every body eats)   | \$ 6,550.00            |
| Milfoil Grant  | \$ 5,245.00            |
| Antiques & Uniques Grant   | \$ 1,000.00            |
| Broadband and Fiber Optics   | \$ 1,614.03            |
| Misc.& Transfers back to Reappraisal, Recreation, Antiques & Uniques | \$ 8,819.21            |
| Subtotal   | <u>\$ 606,406.42</u>   |
| <b>Total Expenditures</b>  | <b>\$ 1,312,360.87</b> |

| Income                  | Budget 2020          | Proposed 2021        |
|-------------------------|----------------------|----------------------|
| Balance Carried Forward | \$ (78,035.22)       | \$ 87,673.00         |
| State Aid (Highway)     | \$ 141,000.00        | \$ 141,000.00        |
| Miscellaneous           | \$ 15,000.00         | \$ 15,000.00         |
| Current Use             | \$ 94,000.00         | \$ 80,000.00         |
| Good Neighbor           | \$ 35,000.00         | \$ 0.00              |
| Town Tax                | \$ 586,567.22        | \$ 480,658.00        |
| <b>Income Totals</b>    | <b>\$ 793,532.00</b> | <b>\$ 804,331.00</b> |

## STATEMENT OF RECEIPTS & DISBURSEMENTS

|   |                          |
|---|--------------------------|
| <b>Beginning Cash Balance January 1, 2020</b> | <b>\$ (78,035.22)</b>    |
| Fire Department carry over                    | \$ 10,659.46             |
| Bank Interest                                 | \$ 272.47                |
| General Taxes                                 | \$ 680,176.84            |
| LOC Loans                                     | \$ 93,600.00             |
| New Truck Loan                                | \$ 156,400.00            |
| Fire Department Taxes                         | \$ 53,900.00             |
| Fire Department Misc. Income                  | \$ 1,047.00              |
| Delinquent Taxes                              | \$ 106,665.54            |
| Interest on Taxes                             | \$ 5,375.04              |
| Tax Collector's Fee                           | \$ 8,024.66              |
| State of Vermont - Highway                    | \$ 182,110.11            |
| Reappraisal                                   | \$ 6,621.50              |
| Dog Fees                                      | \$ 2,720.00              |
| Beverage License Fees                         | \$ 555.00                |
| Copy/Vault Fees                               | \$ 1,921.54              |
| Recording Fees                                | \$ 14,378.20             |
| Weight Permit Fees / Flood Permit Fees        | \$ 345.00                |
| Current Use Reimbursement                     | \$ 88,135.00             |
| Neighbor to Neighbor/ Everyone Eats Grant     | \$ 12,362.00             |
| Block Party Voted                             | \$ 1,000.00              |
| School Reimbursements Town Report             | \$ 568.60                |
| Energy Committee Grant                        | \$ 1,750.00              |
| Milfoil                                       | \$ 3,147.00              |
| Equity Fund                                   | \$ 50.00                 |
| Miscellaneous Income                          | \$ 3,143.63              |
| Antiques & Uniques                            | \$ 2,000.00              |
| Recreation                                    | \$ 1,500.00              |
| Broadband/ Fiber Network Grant                | \$ 1,903.12              |
| Good Neighbor                                 | \$ 63,000.00             |
| WWII Memorial                                 | \$ 2,000.00              |
| <b>TOTAL RECEIPTS</b>                         | <b>\$ 1,494,672.25</b>   |
| Total Funds Available                         | <b>\$ 1,427,296.49</b>   |
| Less Select Board Expenses                    | <b>\$ (1,312,360.87)</b> |
| Less Fire Department carryover                | \$ ( 23,599.06)          |
| Less N2N and Everyone Eats                    | \$ (3,663.85)            |
| <b>Cash Balance as of Dec 31, 2020</b>        | <b>\$ 87,672.71</b>      |

## TOWN SALARIES, ASSESSMENTS

|  |                      |
|--|----------------------|
| Yvette Brown, Town Clerk & Treasurer   | \$ 38,708.81         |
| Yvette Brown, Delinquent Tax Collector | \$ 8,024.66          |
| Cheryl Bailey, Clerk Aide              | \$ 419.25            |
| Elizabeth Urie, Assistant Clerk        | \$ 6,852.97          |
| Michelle Warren Assistant Clerk        | \$ 6,602.98          |
| Barbara Paterson, Lister               | \$ 3,575.00          |
| Anthony Aiossa, Lister                 | \$ 1,118.00          |
| James Whitby, Lister                   | \$ 598.00            |
| Lisa Santamore, Auditor                | \$ 399.75            |
| Cheryl Bailey, Auditor                 | \$ 1,469.00          |
| Amanda Cookson, Auditor                | \$ 71.50             |
| Steven Marckres, Road Department       | \$ 48,025.45         |
| Kent Young, Road Department            | \$ 42,071.18         |
| Steven Perkins, Road Department        | \$ 38,733.20         |
| Michelle Warren, Select Board Clerk    | \$ 1,035.00          |
| Susan Houston, Select Board            | \$ 1,000.00          |
| Bruce Urie, Select Board               | \$ 1,000.00          |
| James Jones, Select Board              | \$ 1,000.00          |
| <b>Total Salaries</b>                  | <b>\$ 200,704.75</b> |
|  |                      |
|  |                      |
| <b>ASSESSMENTS:</b>                    |                      |
| County Clerk, County Tax               | \$ 21,606.23         |
| VT League of Cities & Towns            | \$ 2,568.00          |
| VLCT Insurance                         | \$ 100.00            |
| <b>Total Assessments:</b>              | <b>\$ 24,274.23</b>  |

**TOWN OF CRAFTSBURY**  
*Balance Sheet As of December 31, 2020*

| <b>ASSETS</b>   |                      |
|---|----------------------|
| Checking Account (Town & Fire Department)             | \$ 114,935.62        |
| Conservation Commission                               | \$ 9,200.02          |
| Appraisal Account CD                                  | \$ 17,262.48         |
| Appraisal Account                                     | \$ 36,463.99         |
| Curtain Account                                       | \$ 8,229.23          |
| Hatch-Webster-Logging Account                         | \$ 2,124.05          |
| Logging CD  | \$ 17,029.41         |
| Solid Waste Management                                | \$ 3,037.42          |
| Trustee of Public Funds                               | \$ 4,603.92          |
| Good Neighbor Fund                                    | \$ 10,584.15         |
| Antiques & Uniques                                    | \$ 5,182.49          |
| Craftsbury Recreation                                 | \$ 8,014.46          |
| Craftsbury Recreation CD                              | \$ 1,443.82          |
| Community Bond  | \$ 50.00             |
| <b>Subtotal of Bank Accounts</b>                      | <b>\$ 238,161.06</b> |
| Dustan-Preservation Account (Value as of Dec 31 2020) | \$ 406,378.51        |
| <b>Accounts Receivable</b>                            |                      |
| Delinquent Taxes Receivable                           | \$ 215,654.79        |
| <b>TOTAL ASSETS</b>                                   | <b>\$ 860,194.36</b> |
| <b>LIABILITIES</b>                                    |                      |
| <b>Current Liabilities</b>                            |                      |
| Craftsbury School Delinquent Taxes                    | \$ 30,371.11         |
| <b>Long Term Liabilities</b>                          |                      |
| 2021 Town Truck                                       | \$ 126,044.43        |
| 2019 Town Truck                                       | \$ 51,858.99         |
| 2017 Town Truck                                       | \$ 47,839.63         |
| <b>TOTAL LIABILITIES</b>                              | <b>\$ 256,114.16</b> |
| <b>Equity</b>   |                      |
| Net Assets  | \$ 604,080.20        |
| <b>TOTAL LIABILITIES &amp; NET ASSETS</b>             | <b>\$ 860,194.36</b> |

| <b>STATEMENT OF TOWN INDEBTEDNESS</b> |                       |                            |                      |                      |                           |                            |                             |
|---------------------------------------|-----------------------|----------------------------|----------------------|----------------------|---------------------------|----------------------------|-----------------------------|
| <b>Notes Payable</b>                  | <b>Ma-turity Date</b> | <b>Balance Jan 1, 2019</b> | <b>Borrowed</b>      | <b>Interest Rate</b> | <b>Interest Paid 2020</b> | <b>Principal Paid 2020</b> | <b>Balance Dec 31, 2019</b> |
| 2016 Truck                            | 2020                  | \$ 31,282.04               |                      | 2.0%                 | \$ 629.22                 | \$ 31,282.04               | \$ 0.00                     |
| FD Truck                              | 2021                  | \$ 94,741.24               |                      | 2.0%                 | \$ 1,894.82               | \$ 46,901.61               | \$ 47,839.63                |
| 2019 Truck                            | 2022                  | \$ 76,843.76               |                      | 2.5%                 | \$ 1,921.09               | \$ 24,984.77               | \$ 51,858.99                |
| 2021 Truck                            | 2024                  | \$                         | \$ 156,400.00        | 1.5%                 | \$ 2,346.00               | \$ 30,355.57               | \$ 126,044.43               |
| LOC                                   | 2020                  | \$                         | \$ 93,600.00         | 1.5%                 | \$ 1,404.00               | \$ 93,600.00               | \$ 0.00                     |
| <b>Totals</b>                         |                       | <b>\$ 202,867.04</b>       | <b>\$ 250,000.00</b> |                      | <b>\$ 8,195.13</b>        | <b>\$ 227,123.99</b>       | <b>\$ 225,743.05</b>        |

| <b>STATEMENT OF DELINQUENT TAXES</b> |                           |               |                      |                       |                           |
|--------------------------------------|---------------------------|---------------|----------------------|-----------------------|---------------------------|
| <b>Tax Year</b>                      | <b>Balance 01/01/2020</b> | <b>Abated</b> | <b>To Collector</b>  | <b>Collected 2020</b> | <b>Balance 12/31/2020</b> |
| 2014                                 | \$ 763.63                 |               |                      |                       | \$ 763.63                 |
| 2015                                 | \$ 796.82                 |               |                      |                       | \$ 796.82                 |
| 2016                                 | \$ 10,433.16              |               |                      | \$ 2,449.85           | \$ 7,983.31               |
| 2017                                 | \$ 11,423.56              |               |                      | \$ 9,378.70           | \$ 2,044.86               |
| 2018                                 | \$ 28,997.51              |               |                      | \$ 20,285.29          | \$ 8,712.22               |
| 2019                                 | \$ 112,701.67             |               |                      | \$ 52,967.26          | \$ 59,734.41              |
| <u>2020</u>                          |                           |               | <u>\$ 157,203.98</u> | <u>\$ 21,584.44</u>   | <u>\$ 135,619.54</u>      |
| <b>Totals</b>                        | <b>\$ 165,116.35</b>      |               | <b>\$ 157,203.98</b> | <b>\$ 106,665.54</b>  | <b>\$ 215,654.79</b>      |

| <b>CRAFTSBURY TOWN ASSETS</b>         |                 |                         |                      |
|---------------------------------------|-----------------|-------------------------|----------------------|
|                                       | <b>Acquired</b> | <b>Replacement Date</b> | <b>Original Cost</b> |
| Heavy Trailer                         | 2007            | -                       | \$ 4,000.00          |
| 2012 Grader                           | 2012            | 2022                    | \$ 200,000.00        |
| Culvert Thawer                        | 2013            | -                       | \$ 7,300.00          |
| 2012 John Deere Loader                | 2014            | 2024                    | \$ 128,244.00        |
| Solar Tracker                         | 2014            | -                       | \$ 30,000.00         |
| 2006 Chevy Silverado 2500             | 2016            | 2024                    | \$ 12,043.00         |
| 2017 International 7600 Dump Truck    | 2016            | 2026                    | \$ 142,335.79        |
| 2019 International 7600 w/body & plow | 2018            | 2028                    | \$ 178,371.00        |
| 2021 International Dump Truck         | 2020            | 2030                    | \$ 156,400.00        |

## ADDITIONAL TOWN ACCOUNTS

|   |                      |
|---|----------------------|
| <b>REAPPRAISAL INVESTMENT</b>                 |                      |
| Balance 1/1/2020                              | \$ 29,832.36         |
| Plus: Interest                                | \$ 10.13             |
| Transfer to reappraisal                       | <u>\$ 6,621.50</u>   |
| <b>Balance 12/31/2020</b>                     | <b>\$ 36,463.99</b>  |
| <b>REAPPRAISAL CD ACCOUNT</b>                 |                      |
| Balance 1/1/2020                              | \$ 17,241.01         |
| Plus: Interest                                | <u>\$ 21.47</u>      |
| <b>Balance 12/31/2020</b>                     | <b>\$ 17,262.48</b>  |
| <b>SOLID WASTE MANAGEMENT</b>                 |                      |
| Balance 1/1/2020                              | \$ 3,035.90          |
| Plus: Interest                                | <u>\$ 1.52</u>       |
| <b>Balance 12/31/2020</b>                     | <b>\$ 3,037.42</b>   |
| <b>TOWN LOGGING ACCOUNT</b>                   |                      |
| Balance 1/1/2020                              | \$ 2,123.84          |
| Plus: Interest                                | <u>\$ .21</u>        |
| <b>Balance 12/31/2020</b>                     | <b>\$ 2,124.05</b>   |
| <b>TOWN LOGGING CD ACCOUNT</b>                |                      |
| Balance 1/1/2020                              | \$ 16,986.87         |
| Plus: Interest                                | <u>\$ 42.54</u>      |
| <b>Balance 12/31/2020</b>                     | <b>\$ 17,029.41</b>  |
| <b>AUGUSTA DUSTAN PRESERVATION FUND</b>       |                      |
| Money Market Balance 1/1/2020                 | \$ 362,938.88        |
| Loans Borrowed /Withdrawn                     | \$ (250,000.00)      |
| Payments on Loans                             | \$ 227,123.99        |
| Interest paid on loans / Interest & dividends | \$ 10,834.04         |
| Bond Matured                                  | \$ 10,000.00         |
| Reinvested/Fees                               | <u>\$ (814.72)</u>   |
| <b>Money Market Balance 12/31/2020</b>        | <b>\$ 360,082.19</b> |
| Bonds   | \$ 14,169.55         |
| Mutual Funds                                  | <u>\$ 32,126.77</u>  |
| <b>Total Portfolio 12/31/20</b>               | <b>\$ 406,378.51</b> |
| <b>CONSERVATION COMMISSION FUND</b>           |                      |
| Balance 1/1/20                                | \$ 2,199.34          |
| Interest                                      | \$ .68               |
| Income from Good Neighbor                     | <u>\$ 7,000.00</u>   |
| <b>Balance 12/31/20</b>                       | <b>\$ 9,200.02</b>   |

## Town Accounts Continued

| <b>STAGE CURTAIN ACCOUNT</b> |                    |
|------------------------------|--------------------|
| Balance 1/1/2020             | \$ 8,218.95        |
| Plus: Interest               | <u>\$ 10.28</u>    |
| <b>Balance 12/31/2020</b>    | <b>\$ 8,229.23</b> |

| <b>CRAFTSBURY WORLD WAR II MEMORIAL FUND</b> |                     |
|--|---------------------|
| Balance 01/01/2020                           | \$ 23,040.72        |
| Dividends/Gains/(Losses)                     | \$ 1,309.28         |
| Withdrawn                                    | <u>\$ (175.00)</u>  |
| <b>Ending Balance 12/31/2020</b>             | <b>\$ 24,175.00</b> |

| <b>ANTIQUES AND UNIQUES</b>        |                    |
|------------------------------------|--------------------|
| Balance 1/1/2020                   | \$ 4,181.90        |
| Income                             | \$ 2,000.00        |
| Plus: Interest                     | \$ .59             |
| Less: Expenses                     | \$ (1,000.00)      |
| Total given to local organizations | <u>\$ 0.00</u>     |
| <b>Ending Balance 12/31/2020</b>   | <b>\$ 5,182.49</b> |

| <b>REPORT OF TRUSTEES OF PUBLIC FUNDS</b>     |                    |
|---|--------------------|
| Cemetery Trust Funds (Principal as of 1/1/20) | \$ 840.00          |
| Interest earned prior to 1/1/16               | \$ 3,759.14        |
| Interest Earned in 2020                       | <u>\$ 4.78</u>     |
| <b>Ending Balance 12/31/2020</b>              | <b>\$ 4,603.92</b> |

|  |                       |
|--|-----------------------|
| <b>GOOD NEIGHBOR FUND Balance 1/1/2020</b> | <b>\$ 45,688.83</b>   |
| Deposit                                    | \$ 27,880.72          |
| Plus: Interest                             | \$ 14.60              |
| Less: Withdrawals                          | <u>\$ (63,000.00)</u> |
| <b>Ending Balance 12/31/20</b>             | <b>\$ 10,584.15</b>   |



Additional Accounts Continued

|                       |                  |
|-----------------------|------------------|
| <b>Everybody Eats</b> |                  |
| Income                | \$ 7,030.00      |
| Expenses              | \$ ( 6,550.00)   |
| Balance Dec 31 2020   | <b>\$ 480.00</b> |

|                             |                    |
|-----------------------------|--------------------|
| <b>Neighbor to Neighbor</b> |                    |
| Income                      | \$ 5,332.00        |
| Expenses                    | \$ ( 2,148.15)     |
| Balance on 12/31/20         | <b>\$ 3,183.85</b> |

|  |                     |
|--|---------------------|
| <b><u>Craftsbury Recreation Committee—Time Link CD</u></b> |                     |
| Balance 1/1/20   | \$ 1,440.22         |
| Interest Earned  | \$ 3.60             |
| Current Balance 12/31/20                                   | <b>\$ 1,443.82</b>  |
| <b><u>Craftsbury Recreation Committee—MMA</u></b>          |                     |
| Balance 1/1/20   | <b>\$ 6,753.58</b>  |
| <b><u>INCOME:</u></b>                                      |                     |
| Interest Earned  | \$ .67              |
| Income   | \$ 62.50            |
| Town Appropriations  | \$ 1,500.00         |
| Total Income   | <b>\$ 1,563.17</b>  |
| <b><u>Expenses:</u></b>                                    |                     |
| Expenses   | <b>\$ ( 302.29)</b> |
| <b>Current Balance 12/31/20</b>                            | <b>\$ 8,014.46</b>  |

Craftsbury 2020 Billed Grand List  
Tax Book Report  
\*\*\* GRAND TOTALS \*\*\*

Page 1 of 1  
Yvette

|                                 | MUNICIPAL    | HOMESTEAD  | NONHOMESTEAD |
|---------------------------------|--------------|------------|--------------|
| <hr/>                           |              |            |              |
| TAXABLE PARCELS                 | 763          |            |              |
| ACRES                           | 23,489.39    |            |              |
| LAND                            | 57,886,600   |            |              |
| BUILDING                        | 97,537,500   |            |              |
| REAL                            | 155,424,100  | 76,822,700 | 78,601,400   |
| Add                             |              |            |              |
| (+) NON-APPROVED CONTRACTS      |              | 0          | 39,200       |
| (+) NON-APPROVED FARM CONTRACTS |              | 0          | 0            |
| (+) INVENTORY                   | 0            |            |              |
| (+) EQUIPMENT                   | 0            |            | 0            |
| Subtract                        |              |            |              |
| (-) VETERAN                     | 280,000      | 200,000    | 80,000       |
| (-) FARM STAB                   | 0            | 0          | 0            |
| (-) CURRENT USE                 | 17,476,923   | 4,298,761  | 13,178,162   |
| (-) CONTRACTS                   | 39,200       | 0          | 39,200       |
| (-) SPECIAL EXEMP.              |              | 0          | 269,300      |
| <hr/>                           |              |            |              |
| GRAND LIST                      | 1,376,279.77 | 723,239.39 | 651,130.58   |
| HOMESTEAD                       | 99,589,200   |            |              |
| HOUSESITE                       | 84,162,700   |            |              |
| LEASE                           | 0.00         |            |              |
| NON-TAX COUNT                   | 29           |            |              |
| NON-TAX VAL.                    | 2,830,300    |            |              |

LATE HOMESTEAD PENALTY: 1,853.23

| RATE NAME            | TAX RATE | X GRAND LIST | = TOTAL RAISED |
|----------------------|----------|--------------|----------------|
| <hr/>                |          |              |                |
| NONHOMESTEAD ED.     | 1.6746   | 650,738.58   | 1,089,726.87   |
| HOMESTEAD ED.        | 1.7228   | 723,239.39   | 1,245,996.80   |
| EXEMPT               | 0.0000   | 1,376,279.77 | 0.00           |
| APPROPRIATION 41,459 | 0.0300   | 1,376,279.77 | 41,288.38      |
| PUBLIC LIBRARY 40,00 | 0.0290   | 1,376,279.77 | 39,912.55      |
| CCCC 12,000.00       | 0.0090   | 1,376,279.77 | 12,386.95      |
| FD 53,900.00         | 0.0390   | 1,376,279.77 | 53,675.33      |
| LOANS 141067.84      | 0.1030   | 1,376,279.77 | 141,757.26     |
| MUNICIPAL 586567.22  | 0.4260   | 1,376,279.77 | 586,293.47     |
| TOTAL TAX            |          |              | 3,212,890.84   |
| TOTAL STATE PAYMENTS |          |              | 441,979.64     |
| MUNICIPAL PAYMENTS   |          |              | 16,945.12      |
| EDUCATION PAYMENTS   |          |              | 425,034.52     |

01/14/2021  
01:13 pm

Craftsbury 2020 Billed Grand List  
Form 411 - (Town code: 168)  
Main District

(Taxable properties only - State and Non-tax status properties are not listed below)

| REAL ESTATE<br>Category/Code                   | Parcel<br>Count | Municipal<br>Listed Value | Homestead Ed<br>Listed Value | Nonhmstd Ed.<br>Listed Value | Total Education<br>Listed Value |            |
|--|-----------------|---------------------------|------------------------------|------------------------------|---------------------------------|------------|
| Residential I                                  | R1              | 195                       | 34,820,000                   | 22,413,700                   | 12,406,300                      | 34,820,000 |
| Residential II                                 | R2              | 231                       | 57,369,200                   | 40,245,000                   | 17,124,200                      | 57,369,200 |
| Mobile Homes-U                                 | MHU             | 12                        | 479,400                      | 310,500                      | 168,900                         | 479,400    |
| Mobile Homes-L                                 | MHL             | 31                        | 3,030,900                    | 2,379,500                    | 651,400                         | 3,030,900  |
| Seasonal I                                     | S1              | 51                        | 8,465,800                    | 1,206,500                    | 7,259,300                       | 8,465,800  |
| Seasonal II                                    | S2              | 57                        | 12,553,500                   | 2,122,800                    | 10,430,700                      | 12,553,500 |
| Commercial                                     | C               | 14                        | 8,630,000                    | 0                            | 8,630,000                       | 8,630,000  |
| Commercial Apts                                | CA              | 0                         | 0                            | 0                            | 0                               | 0          |
| Industrial                                     | I               | 1                         | 285,700                      | 285,700                      | 0                               | 285,700    |
| Utilities-E                                    | UE              | 6                         | 3,255,400                    | 0                            | 3,255,400                       | 3,255,400  |
| Utilities-O                                    | UO              | 0                         | 0                            | 0                            | 0                               | 0          |
| Farm   | F               | 25                        | 11,496,900                   | 5,182,900                    | 6,314,000                       | 11,496,900 |
| Other  | O               | 0                         | 0                            | 0                            | 0                               | 0          |
| Woodland                                       | W               | 29                        | 3,243,600                    | 77,000                       | 3,166,600                       | 3,243,600  |
| Miscellaneous                                  | M               | 108                       | 11,793,700                   | 2,293,300                    | 9,500,400                       | 11,793,700 |
| <b>TOTAL LISTED REAL</b>                       | <b>760</b>      | <b>155,424,100</b>        | <b>76,516,900</b>            | <b>78,907,200</b>            | <b>155,424,100</b>              |            |
| P.P. Cable                                     | 0               | 0                         |                              | 0                            | 0                               |            |
| P.P. Equipment                                 | 0               | 0                         |                              |                              |                                 |            |
| P.P. Inventory                                 | 0               | 0                         |                              |                              |                                 |            |
| <b>TOTAL LISTED P.P.</b>                       | <b>0</b>        | <b>0</b>                  |                              | <b>0</b>                     | <b>0</b>                        |            |
| <b>TOTAL LISTED VALUE</b>                      |                 | <b>155,424,100</b>        | <b>76,516,900</b>            | <b>78,907,200</b>            | <b>155,424,100</b>              |            |
| <b>EXEMPTIONS</b>                              |                 |                           |                              |                              |                                 |            |
| Veterans 10K                                   | 7/7             | 70,000                    | 50,000                       | 20,000                       | 70,000                          |            |
| Veterans >10K                                  |                 | 210,000                   |                              |                              |                                 |            |
| <b>Total Veterans</b>                          |                 | <b>280,000</b>            | <b>50,000</b>                | <b>20,000</b>                | <b>70,000</b>                   |            |
| P.P. Contracts                                 | 0               | 0                         |                              |                              |                                 |            |
| Contract Apprv VEPC                            | 0/0             | 0                         | 0                            | 0                            | 0                               |            |
| Grandfathered                                  | 0/0             | 0                         | 0                            | 0                            | 0                               |            |
| Non-Apprv (voted)                              | 1/1             | 39,200                    |                              |                              |                                 |            |
| Owner Pays Ed Tax                              | 0/0             | 0                         |                              |                              |                                 |            |
| <b>Total Contracts</b>                         | <b>1/1</b>      | <b>39,200</b>             | <b>0</b>                     | <b>0</b>                     | <b>0</b>                        |            |
| FarmStab Apprv VEPC                            | 0/0             | 0                         | 0                            | 0                            | 0                               |            |
| Farm Grandfathered                             | 0/0             | 0                         | 0                            | 0                            | 0                               |            |
| Non-Apprv (voted)                              | 0/0             | 0                         |                              |                              |                                 |            |
| Owner Pays Ed Tax                              | 0/0             | 0                         |                              |                              |                                 |            |
| <b>Total FarmStabContr</b>                     | <b>0/0</b>      | <b>0</b>                  | <b>0</b>                     | <b>0</b>                     | <b>0</b>                        |            |
| Current Use                                    | 145/145         | 17,476,923                | 4,278,881                    | 13,198,042                   | 17,476,923                      |            |
| Special Exemptions                             | 4               |                           | 0                            | 269,300                      | 269,300                         |            |
| Partial Statutory                              | 0/0             | 0                         | 0                            | 0                            | 0                               |            |
| <b>Sub-total Exemptions</b>                    |                 | <b>17,796,123</b>         | <b>4,328,881</b>             | <b>13,487,342</b>            | <b>17,816,223</b>               |            |
| <b>Total Exemptions</b>                        |                 | <b>17,796,123</b>         | <b>4,328,881</b>             | <b>13,487,342</b>            | <b>17,816,223</b>               |            |
| <b>TOTAL MUNICIPAL GRAND LIST</b>              |                 | <b>1,376,279.77</b>       |                              |                              |                                 |            |
| <b>TOTAL EDUCATION GRAND LIST</b>              |                 |                           | <b>721,880.19</b>            | <b>654,198.58</b>            | <b>1,376,078.77</b>             |            |
| NON-TAX  |                 |                           |                              |                              |                                 |            |
| 29 NON-TAX PARCELS ARE NOT INCLUDED ON THE 411 |                 |                           |                              |                              |                                 |            |

**NOTICE of EDUCATION TAX RATES**  
**for FISCAL YEAR 2021**

TOWN OF CRAFTSBURY

Prepared: **July 6, 2020**

**NONHOMESTEAD TAX RATE**

**Nonhomestead Tax Rate to be Assessed: \$1.6746**

Nonhomestead property, previously called "non-residential," is any property which is not homestead property. Your town's nonhomestead rate is the statewide rate divided by your town's common level of appraisal (CLA).

**HOMESTEAD TAX RATE**

**Homestead Tax Rate to be Assessed: \$1.7228**

Your Town's Homestead Tax Rate is calculated from your Town's voter-approved per pupil spending and its CLA. For more detailed information on how tax rates are determined, please see:

<https://tax.vermont.gov/property/education-property-tax-rates>

By law, the legislative body in each municipality shall bill each property taxpayer at the homestead or nonhomestead rate as determined by the Commissioner for their municipality.  
32 VSA Sec. 5402(b)(1)

If you have questions about your education tax rates, please call the Vermont Department of Taxes at (802) 828-5860.

ORIGINAL: Chair Selectboard / City Council  
COPY: Town / City Treasurer

**FY2021 Education Funding Cash Flow for Municipality, Phase I**  
Based on PRELIMINARY Education Grand Lists sent to PV&R as of 08-Sep-20

District: **Craftsbury**  
s.u.: **Orleans Southwest SU**

LEA ID: **T055**  
County: **Orleans**

**FY2021 Education Spending Summary**

Local

|  |                 |           |       |       |    |
|--|-----------------|-----------|-------|-------|----|
| 1. Total Education Grant Owed to the School Districts                | line 19, Page 2 | 3,032,372 | -     | -     | 1. |
| 4. Percent of equalized pupils at school district(s) from Craftsbury |                 | 100%      | 0.00% | 0.00% | 4. |
| 5. Education spending Craftsbury is responsible for                  | line 1 x line 2 | -         | -     | -     | 5. |

|  | Reference  | Municipal Treasury | School District Treasury | State Treasury |     |
|--|--|--------------------|--------------------------|----------------|-----|
| 6. Homestead Education Tax   |  |                    |                          |                |     |
| 6. Homestead Education Grand List  | 559,082.26   |                    |                          |                | 6.  |
| 7. Homestead tax rate (base rate is \$1.00, adjusted by district spending per pupil and CLA)     | 1.7228   |                    |                          |                | 7.  |
| 8. Homestead education property tax liability  | Homestead EGL x Homestead tax rate<br>963,187.00               |                    |                          |                | 8.  |
| 9. Total tax credit for tax bills  | 32 V.S.A. § 6066(a)<br>414,809.64                              |                    |                          |                | 9.  |
| 10. Municipal portion of tax credit  | 16,675.12  |                    |                          |                | 10. |
| 11. Education portion of homestead tax credit  | 398,134.52   |                    |                          |                | 11. |
| 12.  | -  |                    |                          |                | 12. |
| 13. Amount raised on homestead properties  | line 8 - line 11<br>565,052.48                                 |                    |                          |                | 13. |
| 14. 0.225 of 1.0% of homestead liability retained by municipality                                | 32 V.S.A. § 5402(c)<br>563,781.11                              | 1,271.37           |                          |                | 14. |
| 15. Net homestead education taxes available for school districts & Education Fund                | 100.00%  |                    | 563,781.11               |                | 15. |
| 16. Local amount of homestead tax liability for education spending plus categorical grants       |  |                    | -                        |                | 16. |
| 17.  |  |                    | -                        |                | 17. |
| 18.  |  |                    | -                        |                | 18. |
| 19. Homestead education tax liability to the State Treasury                                      |  |                    |                          | -              | 19. |
| 20. Subtotals  | 565,052.48   | 1,271.37           | 563,781.11               | -              | 20. |
| 21. Non-Residential Education Tax  |  |                    |                          |                |     |
| 21. Non-Residential education grand list   | 817,909.84   |                    |                          |                | 21. |
| 22. Non-Residential tax rate (base rate is \$1.628, adjusted by the CLA)                         | 1.6746   |                    |                          |                | 22. |
| 23. Non-residential education liability  | Non-residential EGL x non-residential tax rate<br>1,369,672.00 |                    |                          |                | 23. |
| 24.  | -  |                    |                          |                | 24. |
| 25. Amount Raised on Non-Residential properties  | 1,369,672.00   |                    |                          |                | 25. |
| 26. 0.225 of 1.0% of non-residential liability retained by municipality                          | 32 V.S.A. § 5402(c)<br>1,366,590.00                            | 3,082.00           |                          |                | 26. |
| 27. Net non-residential education taxes available for school districts & Education Fund          | 100.00%  |                    | 1,366,590.00             |                | 27. |
| 28. Local amount of non-residential tax liability for education spending plus categorical grants |  |                    | -                        |                | 28. |
| 29.  |  |                    | -                        |                | 29. |
| 30.  |  |                    | -                        |                | 30. |
| 31. Non-residential education liability to the State Treasury                                    |  |                    |                          | -              | 31. |
| 32. Subtotals  | 1,369,672.00   | 3,082.00           | 1,366,590.00             | -              | 32. |
| 33. Totals   | line 20 + line 32<br>1,934,724.48                              | 4,353.37           | 1,930,371.11             | -              | 33. |

**FY2021 Municipality Payment Schedule TO the State Treasury**  
(Homestead payments are based on line 20, non-residential payments on line 32)

|                       | September 10, 2020 | December 1, 2020 | December 10, 2020 | April 30, 2021 | June 1, 2021 |
|-----------------------|--------------------|------------------|-------------------|----------------|--------------|
| Homestead taxes       |                    | 0.00             |                   |                | 0.00         |
| Non-residential taxes |                    | 0.00             |                   |                | 0.00         |

| A. Payments to the School District by the Town Treasurer                              |         | 16 V.S.A. §§ 426(a)(b); 32 V.S.A. § 6066a(a) |  | School District Subtotals |     |
|---|---------|--|--|---------------------------|-----|
| 34. Homestead taxes to the local school district                                      | line 14 | 563,781.11                                   |  |                           | 34. |
| 35. Non-residential taxes to the local school district                                | line 26 | 1,366,590.00                                 |  |                           | 35. |
|   |         |  |  | 1,930,371.11              |     |
| 36.   | line 15 | -  |  |                           | 36. |
| 37.   | line 27 | -  |  |                           | 37. |
| 38.   | line 16 | -  |  |                           | 38. |
| 39.   | line 28 | -  |  |                           | 39. |
| 40. Act 144 local construction property tax sent to the school district by Craftsbury |         |  |  |                           | 40. |
| 41. Total education tax dollars sent to the school district by Craftsbury             | Total   | 1,930,371.11                                 |  |                           | 41. |

If you have any questions about these data, please contact Julie Robinson at 479-1022.  
If she cannot be reached, contact Brad James at 479-1043.

**FY2021 Education Funding Cash Flow for School District, Phase I**  
Based on PRELIMINARY Education Grand Lists sent to PV&R as of 08-Sep-20

District: **Craftsbury**  
s.u.: **Orleans Southwest SU**

LEA ID: **T055**  
County: **Orleans**

**Summary Data**

|   |  |           |  | Rev Codes |     |
|---|--|-----------|--|-----------|-----|
| 1. Budgeted expenditures as reported by School District                               |  | 4,014,956 |  |           | 1.  |
| 2. Capital costs excluded from local education spending                               | Act 144, amended by Act 156 of the 2002 Legislative session  | -         |  |           | 2.  |
| 3. Revenues dedicated to excluded capital costs                                       |  | -         |  |           | 3.  |
| 4. Netted capital costs to be raised by local construction tax                        | line 2 - line 3  | -         |  |           | 4.  |
| 5. Net budgeted expenditures, less eligible Act 144 costs                             | line 1 - line 2  | 4,014,956 |  |           | 5.  |
| 6. Net Budgeted local revenues as reported by School District (less Act 144 revenues) |  | 1,087,508 |  |           | 6.  |
| 7. Preliminary education spending   | line 5 - line 6  | 2,927,448 |  |           | 7.  |
| 8. Hold-harmless aid for pre-existing eligible capital debt                           | Sec. 23(a), Act 60, 1987 amended by Sec. 99(a), Act 71, 1996 | -         |  |           | 8.  |
| 9. Education Spending   | line 7 - line 8, 16 V.S.A. § 4091(b)                         | 2,927,448 |  |           | 9.  |
| 10. 87% of base education payment to tech center paid by the State for the district   | 16 V.S.A. § 1667(b)  | 32,162    |  | 3114      | 10. |
| 11. Adjusted Education Spending   | line 9 - line 10   | 2,895,286 |  |           | 11. |

**School District Cash Flow**

**Categorical Grants**

|  |  | Required Funding |  |  |     |
|--|--|------------------|--|--|-----|
| 12. Hold-harmless aid for pre-existing eligible capital debt           | Sec. 23(a), Act 60, 1987 amended by Sec. 99(a), Act 71, 1998 | -                |  |  | 12. |
| 13. Small schools support grant  | 16 V.S.A. § 4015(b)  | 137,086          |  |  | 13. |
| 14. Small schools financial stability grant                            | 16 V.S.A. § 4015(c)  | repealed         |  |  | 14. |
| 15. Transportation aid   | 16 V.S.A. § 4016(a)  | na               |  |  | 15. |
| 16. Extraordinary transportation aid                                   | 16 V.S.A. § 4016(b)  | na               |  |  | 16. |
| 17. Subtotal of categorical grants                                     |  | 137,086          |  |  | 17. |
| 18. Adjusted Education Spending plus categorical grants                | line 11 - line 17  | 3,032,372        |  |  | 18. |
| 20. Total education grant from the Ed Fund owed to the School District | line 18 - line 19  | 3,032,372        |  |  | 20. |

**Education Fund sources**

|  |                     | Reference    | Sources      |  |     |
|--|---------------------|--------------|--------------|--|-----|
| 21. Payment to school district by town on behalf of State from homestead education taxes       | Page 1, line 16     |              | 563,781.11   |  | 21. |
| 22. Balance of education spending after homestead taxes  | line 20 - line 21   | 2,468,590.89 |              |  | 22. |
| 23. Payment to school district by town on behalf of State from non-residential education taxes | Page 1, line 28     |              | 1,366,590.00 |  | 23. |
| 24. Balance of education spending after non-residential taxes                                  | line 22 - line 23   | 1,102,000.89 |              |  | 24. |
| 25. Subtotal of education property taxes   | line 21 + line 23   |              | 1,930,371.11 |  | 25. |
| 26. Additional funding required from the Education Fund, including categorical grants          | 16 V.S.A. § 4028(a) |              | 1,102,000.89 |  | 26. |
| 27. Total of funding sources   | lines 25 + 26       |              | 3,032,372    |  | 27. |

**Revenue Codes**

|  |         |  |           | Coding |     |
|--|---------|--|-----------|--------|-----|
| 28. Adjusted education grant owed the school district by the Ed Fund | line 11 |  | 2,895,286 | 3110   | 28. |
| 29. Hold-harmless aid for pre-existing eligible capital debt         | line 12 |  | -         | 3160   | 29. |
| 30. Small schools support grant                                      | line 13 |  | 137,086   | 3145   | 30. |
| 31. Small schools financial stability grant                          | line 14 |  | repealed  | 3146   | 31. |
| 32. Transportation aid   | line 15 |  | na        | 3150   | 32. |
| 33. Extraordinary transportation aid                                 | line 16 |  | na        | 3152   | 33. |
| 35. Subtotal of funding sources                                      |         |  | 3,032,372 |        | 35. |

**Summary of School District Cash Flow**

|   |         |           |           |           |     |
|---|---------|-----------|-----------|-----------|-----|
| 36. Total funds required by school district       | line 20 | 3,032,372 |           |           | 36. |
| 37. Total funding from the Education Fund         | line 35 |           | 3,032,372 |           | 37. |
| 38. net Act 144 funds required by school district |         | -         |           |           | 38. |
| 39. net Act 144 tax dollars from municipality     |         |           |           |           | 39. |
| 40. Total of funding sources                      |         | 3,032,372 |           | 3,032,372 | 40. |

**FY2021 School District Net Payment Schedule FROM the State Treasury**  
(based on line 26)

|                           | September 10, 2020 | December 1, 2020 | December 10, 2020 | April 30, 2021 | June 1, 2021 |
|---------------------------|--------------------|------------------|-------------------|----------------|--------------|
| Receipts from the Ed Fund | 367,334.00         |                  | 367,334.00        | 367,332.89     |              |

If you have any questions about these data, please contact Julie Robinson at 479-1022.

If she cannot be reached, contact Brad James at 479-1043.

**FY2021 Education Funding Summary, Phase I**  
**Based on Budget Submitted by School Districts as of 08-Sep-20**

District: **Craftsbury**  
 s.u.: **Orleans Southwest SU**

LEA ID: **T055**  
 County: **Orleans**

**Calculation of Homestead Tax Rate**

The FY2021 Homestead tax rate is based on the local school district budget and each union district budget of which it may be a member. A rate is calculated for each budget and pro-rated, based on the number of equalized pupils that belong to each district (Local & Union) from the municipality. The pro-rated tax rates are divided by the CLA and summed to determine the municipality's homestead education tax rate. (Line 10)

|  | Local School District |
|--|-----------------------|
| 1 Education spending per equalized pupil                                       | 18,420.89             |
| 2 Net offsets per equalized pupil for excess spending calculation              | 43.98                 |
| 3 Amount per equalized pupil over excess spending threshold, if any            | -                     |
| 4 Education spending per equalized pupil plus any excess spending for tax rate | 18,420.89             |
| 5 District spending as a percent of base spending amount                       | 167.493%              |
| 6 District equalized tax rate (line 5 x base rate of \$1)                      | 1.6749                |
| 7 Percent of equalized pupils from Craftsbury at school district(s)            | 100.00%               |
| 8 Equalized tax rate from school district (line 6 x line 7)                    | 1.6749                |
| 9 Actual tax rate from the school district (line 8 / CLA)                      | -                     |
| 10 Actual homestead tax rate on municipal tax bills                            | 1.7228                |

**Calculation of Education Tax Dollars**

|   | Homestead  | Non-Residential |
|---|------------|-----------------|
| 11 Education grand list   | 559,082.26 | 817,909.84      |
| 12 Education tax rate   | 1.7228     | 1.6746          |
| 13 Education tax liability  | 963,187.00 | 1,369,672.00    |
| 14 Homestead education tax credit   | 398,134.52 | -               |
| 15 Prior year education tax credit, if applicable                             | -          | -               |
| 16 Education property taxes raised  | 565,052.48 | 1,369,672.00    |
| 17 Education property taxes retained by town (0.225 of 1.0%)                  | 1,271.37   | 3,082.00        |
| 18 Education property taxes available for education spending & Education Fund | 563,781.11 | 1,366,590.00    |

**Calculation of the Distribution of Education Fund Taxes**

This section distributes the education taxes raised by the municipality to the municipality's school district(s). The education taxes are apportioned by the equalized pupil ratios for the municipality (line 19). The municipality's equalized pupils at a union(s) as a percent of the union total is used for calculating the amount the municipality owes to the union school district (lines 23 & 24).

|   | Local School District |
|---|-----------------------|
| 19 Municipal equalized pupil ratios   | 100.00%               |
| 20 Homestead education taxes for education spending & Education Fund <small>line 19 x line 18</small>       | 563,781.11            |
| 21 Non-Residential education taxes for education spending & Education Fund <small>line 19 x line 18</small> | 1,366,590.00          |
| 22 Subtotal: Total education property taxes available for education spending & Education Fund               | 1,930,371.11          |
| 23 Craftsbury's equalized pupils at union(s) as a percent of union total                                    | -                     |
| 24 Total amounts owed local and union school districts from Education Fund                                  | 3,032,372.00          |
| 25 Craftsbury's share of education spending   | 3,032,372.00          |
| 26 Municipal homestead tax transfers to school districts  | 563,781.11            |
| 27 Municipal non-residential tax transfers to school districts  | 1,366,590.00          |
| 28 Additional funds paid to the school district by the State from the Education Fund                        | 1,102,000.89          |
| 29 Amount of homestead education taxes municipality owes Education Fund                                     | -                     |
| 30 Amount of non-residential education taxes municipality owes Education Fund                               | -                     |
| 31 Net amount owed to Education Fund  | -                     |

**Estimated payments to:**

| Number of education property tax due dates | Education tax source | Local School District |
|--|----------------------|-----------------------|
| 1  | Homestead            | 563,781.11            |
|  | Non-Residential      | 1,366,590.00          |
| 2  | Homestead            | 281,890.56            |
|  | Non-Residential      | 683,295.00            |
| 3  | Homestead            | 187,927.04            |
|  | Non-Residential      | 455,530.00            |
| 4  | Homestead            | 140,945.28            |
|  | Non-Residential      | 341,647.50            |

## Craftsbury Dog License Report

Dog Warden: Emily Thompson 586-9090

All dogs/wolf hybrids 6 months or older shall be licensed on or before April 1<sup>st</sup> and must have a valid rabies vaccination certificate. The rabies certificate is good for three years.

For puppies under 6 months certificate is only good for 1 year.

A 50% penalty will be charged for dogs licensed after April 1<sup>st</sup>.

**Females: \$13.00 Males: \$13.00**  
**Spayed Females: \$ 9.00 Neutered Males: \$ 9.00**

\*The above figures include a \$1 fee per dog charged by the state for the purpose of a rabies control program. Also a \$4 spaying & neutering fee surcharge that goes to the state.

Note: \*\*\*NO Rabies Clinic @ Town Hall\*\*\*

\*\*\***The Rabies Clinic at Hardwick Veterinary Clinic** (64 N. Main St) Do not enter the building, go to the window where payment and instructions will be given. 4 Saturdays in March: 3/6, 3/13, 3/20, 3/27 from 8:30 –9:30 for \$20.00.

\*\*\*Rabies shot only first come first serve, please stay socially distant while waiting .

**Tractor Supply Stores** 1:00 - 2:30 , 1/31, 2/28, 3/28 888-2010

The State of Vermont continues to recommend that all dogs and cats be vaccinated again this year, due to the increased number of confirmed cases of rabies. If your pet's rabies certificate is current, you may mail in the fee and a certificate and the tag will be returned to you.

| LICENSE DESCRIPTION            | # LICENSES | PRICE   | TOTAL             |
|--------------------------------|------------|---------|-------------------|
| <b>Regular Licenses:</b>       |            |         |                   |
| Female Dogs (not spayed)       | 14         | \$13.00 | \$ 182.00         |
| Female Dogs (spayed)           | 83         | \$ 9.00 | \$ 747.00         |
| Male Dogs (not neutered)       | 9          | \$13.00 | \$ 117.00         |
| Male Dogs (neutered)           | 79         | \$ 9.00 | \$ 711.00         |
| <b>Kennel Licenses</b>         |            |         |                   |
| Male & Female Dogs             | 0          |         |                   |
| <b>Late Fee Licenses:</b>      |            |         |                   |
| Female Dogs (not spayed)       | 7          | \$19.50 | \$ 136.50         |
| Female Dogs (spayed)           | 23         | \$13.50 | \$ 310.50         |
| Male Dogs (not neutered)       | 5          | \$19.50 | \$ 97.50          |
| Male Dogs (neutered)           | 31         | \$13.50 | \$ 418.50         |
| Lost Tag Fee                   | 0          |         |                   |
| <b>Total Fees Collected:</b>   |            |         | \$2,720.00        |
| <b>Less Fees Paid to State</b> | 251        | \$ 5.00 | (\$1,255.00)      |
| <b>Total Fees to the Town</b>  |            |         | <b>\$1,465.00</b> |



## CRAFTSBURY FIRE DEPARTMENT 2020

Despite a challenging year of Zoom meetings, a mix of in-person and individual-remote training, new PPE, and increased guidelines for responding to calls, our fire department has risen to the occasion. Our members have logged more than 320 hours of training and responded to 69 emergency calls. Through dedication, flexibility, and perseverance, our firefighters have been able to maintain their training requirements and respond to emergencies as they arise.

### 2020 Requests for Service:

|                   |    |
|-------------------|----|
| Fire              | 12 |
| Medical           | 32 |
| Vehicle Accidents | 9  |
| False Alarms      | 14 |
| CO Calls          | 2  |

Our 2021 budget request of \$56,750 is a slight increase due to the planned purchase of a new AED (Automated External Defibrillator) at the cost of \$2500. We will also continue our yearly purchase of two new sets of bunker gear to replace out of date and out of service gear. Outfitting a firefighter, with bunker gear, helmet, gloves, boots, and Nomex hood, can cost up to \$3500. An additional equipment expense has been the replacement of air bottles for our SCBA (Self-contained Breathing Apparatus). Purchasing seven new bottles totaled \$10,000. We will be acquiring seven more in the coming year.

Our vehicles have had extensive maintenance, especially our Rescue 1 and Engine 1. These two vehicles will be coming up for replacement in the coming years. Our newest truck, E2, was outfitted with new LED lights for increased visibility and safety while working around the sides of the vehicle. The tanker required the replacement of the ceramic/rubber donut between the pump and PTO twice, as well as new air cans for the brake system. The Rescue truck had extensive electrical work, new air cans, and new LED safety lighting installed. Engine 1 comprised the majority of the maintenance costs with many repairs to the plumbing (valves, gates, fixtures), air cans, brake components, lights, and the powered ladder rack. As our two oldest trucks become tender, we intend for our budget carryover to mitigate the projected increase in maintenance these vehicles will require.

There has been a lot of discussion across the state as the current system for dispatching emergency services has evolved. Craftsbury Fire Department receives dispatches primarily through Williston.

## **Fire Department Continued**

The Current system is not sustainable financially as Williston has taken on dispatching for many emergency services in the region due to the loss of dispatch services through the Derby barracks. The current projection is that all departments will begin paying for dispatch services in the next few years. This fee could be based on call volume, area covered, or billed per call. This is an unknown value at this point but will be a factor in our budget before long.

Craftsbury Fire Department is unique in being one of the few departments that is 100% volunteer. In acknowledgement of the amount of time our members dedicate to training, responding to calls, time away from their families, and risking their safety, we have been mulling over a possible stipend. This stipend could be tied to attendance of meetings, training, and emergency calls or a lump sum. Another idea being floated is a property tax incentive for our firefighters. The importance of the fire department and its members is not quantifiable, yet in light of all the hours our members give, and hoping to retain our members in the long term, we feel that either moving towards providing a stipend or a tax break may be a small way to show support. We are always looking for new members to join our crew. Please reach out to any of our members if you are interested and find out how you can add to our amazing team.

Our Auxiliary has been a huge support again this year. The Auxiliary assisted with a hugely successful drive through Chicken BBQ. When we could meet in person, they provided meals for our business meetings. For the holidays, the Auxiliary put together an amazing spread of treats for the members. We cannot thank them enough. If you are interested in becoming a member of our Auxiliary, please reach out to Heather Masse at 586-2812.

As we ask every year, if you have a pond, or are planning to put in a pond, we would love to increase our number of dry hydrants. The more hydrants we have spread throughout town, the quicker we can shuttle water to a fire. Please reach out to Bruce Urie at 755-6713 if you would be interested in having a dry hydrant in your pond.

Officers for 2020:

|                |  |
|----------------|--|
| Chief          | Eric Britton   |
| Asst Chiefs    | Jeremiah McCann and Steve Perkins                          |
| Captains       | Kiel Britton and Robert Hoyt                               |
| Lieutenants    | Andrew Marckres (Fire Warden), Adam Allen, and Logan Masse |
| Safety Officer | Chris Masse  |
| President      | Bruce Urie   |
| Sec/Treasurer  | Thomasina Jacobs   |

## Fire Department Balance Sheet

|                                    |                     |
|------------------------------------|---------------------|
| Balance 1/1/20                     | \$ 10,659.46        |
| Grant                              | \$ 1,047.00         |
| Tax Money Voted                    | \$ 53,900.00        |
| <b>Total Funds Available</b>       | <b>\$ 65,606.46</b> |
| Less Fire Department Expenses Paid | \$ 42,007.40        |
| <b>Ending Balance 12/31/20</b>     | <b>\$ 23,599.06</b> |

| <b>FUNDS DISBURSED</b>               | <b>Budget 2020</b>  | <b>Actual 2020</b>  | <b>Budget 2021</b>  |
|--------------------------------------|---------------------|---------------------|---------------------|
| Insurance & Dues                     | \$ 15,000.00        | \$ 14,488.00        | \$ 15,000.00        |
| Telephone & Dispatch                 | \$ 1,400.00         | \$ 1,645.58         | \$ 1,750.00         |
| Equipment Maintenance                | \$ 15,000.00        | \$ 7,450.39         | \$ 15,000.00        |
| Building Maintenance                 | \$ 1,000.00         | \$ 902.85           | \$ 1,000.00         |
| New Equipment                        | \$ 15,000.00        | \$ 15,880.25        | \$ 16,000.00        |
| Fire Prevention/Training             | \$ 2,500.00         | \$ 625.63           | \$ 2,500.00         |
| Dry Hydrant                          | \$ 2,000.00         | \$ 920.00           | \$ 2,000.00         |
| Hepatitis Shots/ Medical             | \$ 500.00           | \$ 0.00             | \$ 500.00           |
| Misc.                                | \$ 500.00           | \$ 94.70            | \$ 500.00           |
| Emergency Medical Training/Equipment | \$ 1,000.00         | \$ 0.00             | \$ 2,500.00         |
| <b>Totals</b>                        | <b>\$ 53,900.00</b> | <b>\$ 42,007.40</b> | <b>\$ 56,750.00</b> |

|                                  |                     |
|----------------------------------|---------------------|
| <b>Augusta Dustan Bequest—CD</b> |                     |
| Balance 1/1/20                   | \$ 10,622.72        |
| Interest                         | \$ 13.14            |
| <b>Balance 12/31/20</b>          | <b>\$ 10,635.86</b> |

|                         |                     |
|-------------------------|---------------------|
| <b>Fire Dept CD</b>     |                     |
| Balance 1/1/20          | \$ 20,488.38        |
| Interest                | \$ 20.50            |
| <b>Balance 12/31/20</b> | <b>\$ 20,508.88</b> |

| <b>Fire Department Assets</b>  | <b>Acquired</b> | <b>Replacement Date</b> | <b>Original Cost</b> |
|--------------------------------|-----------------|-------------------------|----------------------|
| 1993 Simon Duplex Pumper       | 2007            | 2025                    | \$115,000            |
| 1995 Freightliner Rescue Truck | 2004            | 2024                    | \$100,000            |
| 2005 Sterling Tanker           | 2013            |                         | \$142,398            |
| 2017 Ford 550                  | 2017            | 2039                    | \$230,000            |

## **Craftsbury Recreation Committee**

Like so many of the things we enjoy and look forward to, the Town of Craftsbury's Recreation Committee was forced to cancel event after event in 2020, as the Covid-19 pandemic continued across the globe. Each of these decisions were difficult; putting off Old Home Day, permanent closure of this year's open-gym season, cancelation of the 3rd annual Light up the Night Parade. Trying to balance the needs for community and recreational activities with the continued wellbeing of town residents was a challenge for us. Luckily, Craftsbury Township and the surrounding areas provide great opportunity for families and individuals to get outside to recreate solo or with another, and we hope our town residents have been able to enjoy themselves outdoors during these strange and difficult times.

Trick or Trunk was our one event that happened during the 2020 calendar year. It was held during the daylight, with a hand sanitizer station, masks and creative ways to pass out candy from a distance, in hopes of keeping the event Covid safe.

This was a year that makes clear the need for our community to have abundant access to outdoor activities, and we plan to support increased trail access projects around town and move forward on establishing an outdoor basketball multicourt in the coming year. We also hope to welcome back our traditional events as we become able to do so safely. We look forward to the 100th Old Home Day Celebration!

The Recreation Committee would like to acknowledge the tremendous loss of Shawn Wright. Shawn, along with his wife Fay, and friends Jay and Jodi Smith have valiantly pulled off Old Home Day for the community for many years. We will miss you, dear neighbor, at the helm of your colorful barrel train!



## CONSERVATION COMMISSION



In 2020, the Conservation Commission continued its focus on stewardship of Craftsbury's natural and cultural resources despite the challenges of the COVID19 pandemic. The commission met throughout the year in-person (January and February) and via ZOOM thereafter. New member Ashley Nunery was welcomed; she brings a robust energy and in-depth knowledge to the commission.

**Craftsbury Conservation Fund:** The Craftsbury Conservation Fund is held in trust for the citizens of Craftsbury for conservation opportunities in line with the Craftsbury Town Plan. The fund is carried over from year to year and allows for matching grants to be used for projects that protect a variety of parcels, i.e. scenic, wildlife corridor, farmland, forest, and wetland. Projects submitted for consideration are evaluated by the Conservation Commission and submitted to the Select Board for approval.

With community support at the 2020 Town Meeting, the town appropriated \$7,000 from the Good Neighbor Fund for the Craftsbury Conservation Fund (CCF). The financial support was deeply appreciated, which now brings the CCF to \$9,199.63. Again this year the Craftsbury Conservation Commission is asking for your support by voting **YES** on the Craftsbury Conservation Fund appropriation.

Supporting the Craftsbury Conservation Fund is a true long-term investment for our town. For more information, please check the town website or call CCC Chair Steve Moffatt or anyone of us.

**Steve Wright Memorial:** The passing of lifelong conservationist, commission member, educator, baseball enthusiast, former president of Sterling College, and former Commissioner of Vt. Dept. of Fish & Wildlife Steve Wright was a tragic loss to the community. Steve was a good friend to many. The commission is installing a memorial Aldo Leopold bench in his memory on the Common with consent of the Select Board.

**Invasive Plants:** The commission researched cost-friendly alternatives for property owners to dispose of invasive plants, i.e., Japanese Knotweed, bishops weed, etc. A survey indicated community interest in providing a central location for disposal and/or hauling to an authorized landfill. Costs were reviewed of options and considered prohibitive. An application for a Tiny Grant to help cover the costs for property owners was not successful. Investigation of a new disposal process in Warren, Vermont, is continuing. New native plantings (red osier dogwood, silky dogwood, winterberry, arrowwood) were planted on the Mill Village demonstration site where Knotweed has been curtailed with chemical injection and smothering.

**Kingdom Community Industrial Wind Tower Red Lights:** The status of an Aircraft Detection Lighting System that was to be installed on the industrial wind towers on the Lowell Mountain is in limbo. The Commission continues its diligence in seeking to have Condition 34 implemented as required by the Public Service Board's order when approving a Certificate of Public Good to Green Mountain Power for KCW.

**Other Activities:** A planned Chimney Swift presentation was postponed until gatherings are deemed safe to be held in-person. A workshop designed to teach people how to identify milfoil and keeping it out of Little Hosmer was held at the Craftsbury Outdoor Center with 4 commission members attending. The Gardening for Wildlife and Pollinators planting and certification project in coordination with Wonder & Wisdom at the Greenspace has been completed. The area is an educational site and an official National Wildlife Habitat. The diminishing number of bees in Vermont and elsewhere is a concern; viewing a bee presentation by Kent McFarland of the Vermont Center for Eco-studies was encouraged. In preparation for town-wide mapping, commission members have informally begun an Ash Tree survey on town highways.

Steve Moffatt, Chair; Diane Morgan, Treasurer; June Cook, Secretary; Susie Houston, Select Board Liaison; John Brodhead, Farley Brown, Carol Maroni, Ashley Nunery, Elinor Osborn, Heidi Rich.

## **Craftsbury Planning Commission 2020 Report**

The Craftsbury Planning Commission is responsible for writing and implementing the Craftsbury Town Plan as well as addressing land use issues as determined by the Craftsbury Select board. We encourage residents to visit the Craftsbury website to access the town plan, a variety of planning resources and town maps([www.townofcraftsbury.com](http://www.townofcraftsbury.com)) .

Due to the COVID-19 pandemic, the Craftsbury Planning Commission met infrequently during 2020. The commission continued conversations about Craftsbury Village infrastructure as well as town-wide affordable housing.

### **Craftsbury Village Infrastructure:**

Recognizing infrastructure challenges in Craftsbury Village such as parking, walkability, and wastewater, the Craftsbury Planning Commission established an infrastructure subcommittee in December 2019 to specifically look at these challenges. The planning commission started to explore how other towns have responded to similar issues, and we met with Montgomery Select board member, Charlie Hancock, to learn more about their efforts to address several of these issues. The commission also met with personnel from the VT Department of Environmental Conservation to learn more about the resources available to towns to specifically initiate wastewater planning.

The planning commission will continue researching the Craftsbury Village infrastructure, including the exploration of funding to conduct necessary studies. More information will be available in 2021.

### **Affordable Housing in Craftsbury:**

An important action step in the 2016 Craftsbury Town Plan is to explore the availability of affordable housing options in Craftsbury. In 2019, we collected data on the housing stock and questioned affordability. Most recently, the commission discussed the pandemic related spike in the real estate market, and the ongoing need for affordable housing in the area. We had hoped to hold a community meeting on the topic of affordable housing in 2020. This meeting will be postponed until further notice.

For further information regarding the work of the Craftsbury Planning Commission or land uses in town, please contact any of the members: Farley Brown (chair), 586-9973; Rudy Chase (vice chair), [rudy.chase@yahoo.com](mailto:rudy.chase@yahoo.com) ; Ross Davis; Emily Maclure; Lucas Schulz; Linda Ramsdell (secretary); Annie Rowell; David Rowell; Gordon Waterhouse (Craftsbury Floodplain Zoning Administrator)

## Craftsbury Energy Committee

In January 2020, the Energy Committee was making plans for the \$1,800 grant from the New England Grassroots Environmental Fund (NEGEF). The grant was originally designated to be used for subsidizing low-income households to buy the materials to make window inserts as part of the Craftsbury Energy Committee's weatherization program. COVID restrictions postponed that program so the energy committee changed their plan and decided to help households obtain firewood for the upcoming winter. NEGEF was completely supportive of this change of purpose with the grant.

Starting in August the committee began sourcing wood. The owners of the Craftsbury Outdoor Center, Dick Dreissigacker and Judy Geer, donated and delivered 6 cords of log-length firewood. The NEGEF grant allowed the purchase an additional 10 cords of log-length firewood. All told 13 families were provided with 16 cords of firewood delivered within the towns of Craftsbury, Wolcott, and Albany.



The energy committee modeled and worked with the Lamoille County United Way Firewood Program and supplied a few families in the area with firewood that normally the United Way would serve. The program encouraged receiving-households to participate in processing and delivering the log-length firewood, if they were able to do so, along with other volunteers from the community. The result was an incredible community effort and energy of over 3 dozen people, ages 8 - 74, working side-by-side to cut, split, stack, and deliver the 16 cords of wood over three Saturdays and Sundays and some weekdays by athletes from the Craftsbury Outdoor Center and students from Sterling College

Many thanks go out to the material, equipment, and money donors and to all the volunteers young and old who put in a lot of committed time!

Part of the mission of the two donating non-profits, the Craftsbury Outdoor Center (COC) and the New England Grassroots Environmental Fund (NEGEF), and the Craftsbury Energy Committee, is to promote and support practices that are sustainable for our natural environment. The Craftsbury Energy Committee worked with Orleans County Forester, Jared Nunery, and local forester, Rick Morrill from Greensboro, to locate timber that was grown and harvested in a sustainable manner. Thus, the 6 cords of log-length trees that were donated by the Craftsbury Outdoor Center were from their sustainably grown forest and sustainably harvested by Jim and Alex Labounty, Irasburg. The energy committee rounded out their firewood needs by buying 10 cords of sustainably grown and harvested wood through logger Justin Taft, Charleston.

The CEC hopes to continue with a firewood project and return to the weatherizing window insert program in 2021 if the situation with the COVID pandemic allows. If you would like to participate and/or volunteer to help with the programs, please contact the energy committee.

We always welcome new members and associate members - those who want to jump in and physically help with a project.

Craftsbury Energy Committee's mission is to lead and engage the local and greater community in energy conservation, energy efficiency and renewable energy initiatives. We do this through education, advocacy, outreach and partnering with neighbors and town groups.

Kevin Gregoire, Chair, Lisa Sammet, Secretary, Ned Houston  
Paul Davidson, Matt Moody, Mabel Houghton,  
Hannah Dreissigacker



## Village Improvement Society Financial Report for 2020

|  |                        |
|--|------------------------|
| <b><u>Beginning Balance</u></b>                    | \$ 4,800.99            |
| <u>Receipts:</u> Community Donations               | \$ 100.00              |
| Events [concert donations]                         | \$ 2,364.00            |
| Vermont Preservation Trust – Grant                 | \$ 1,245.02            |
| Town Appropriation                                 | \$ <u>1,500.00</u>     |
| <br><u>Total Income</u>                            | <br><u>\$ 5,209.02</u> |
| <br><u>Total Funds Available</u>                   | <br>\$ 10,010.01       |
| <br><u>Expenses:</u> Hardwick Electric – Bandstand | \$ 250.75              |
| Lawn Maintenance                                   | \$ 1,368.75            |
| Event Costs [concerts]                             | \$ 2,425.00            |
| Misc. [stamps & ½ Xmas lights for Common fence]    | \$ 171.81              |
| General Fence Repairs                              | \$ <u>1,245.02</u>     |
| <br><u>Total Expenses</u>                          | <br><u>\$ 5,461.33</u> |
| <br><b><u>Ending Balance</u></b>                   | <br><b>\$ 4,548.68</b> |

How exciting it was to be able to host our three concerts this summer. Mango Jam, Beg, Steal or Borrow and The Radio Rangers [after two rainouts] put on wonderful toe-tapping performances. We extend a special thank you to everyone for your generous donations [which covered 97% of the cost] and, of course, practicing social distance. We hope to see you all during the 2021 season.

Fence repair was done on part of the south side as well as a section by the World War II memorial. We would like to thank John Broadhead for the many hours he spent scraping and painting the fence by himself. We have 20 posts ready to install in the spring. Hopefully we will be able to meet and catch up on some of the overdue repairs.

Fountain repair could not be done this year because the broken waterline across the Common needs to be repaired first. We hope to complete that project in 2021.

Even though it was not a Village Improvement Society project we are glad the ball field on the Common received some much needed maintenance. Thanks to Shawn Allen, Mark & April Royan, Mitch Hunt and Joe Young for spearheading this project. A special thanks to Dwight Denton who donated the services of his skidsteer, dump truck & other equipment. We also want to extend our thanks to the town crew who trucked in the much needed fill.

We would like to thank Ann Ingerson, Jean Dutton, and Polly Allen & her children for maintaining the flower bed by the Academy this summer. Thanks also go to the Allens for donating the bark mulch.

At our spring meeting we will evaluate the gazebo and determine what maintenance needs to be completed in the next few years. It would be great to see some new faces at our annual meeting. We would love to have some new members join.

The 2020 Town appropriation paid for electricity for the bandstand [\$251] and most of the mowing [\$1,249]. We hope you will support our request for \$1,500 on Town Meeting day 2021.

The Village Improvement Society is a non-profit organization and your donations are always welcome. Any donations should be sent to: Craftsbury Village Improvement Society, c/o Carolyn Ryan, P.O. Box 24, Craftsbury, VT 05826.

Harry Miller, President  
John Brodhead, Vice President

Carolyn Ryan, Treasurer  
Annie Rowell, Secretary



## Historical Society

In what had been anticipated as being a year of rebuilding and growth, 2020 instead obliged an involuntary hiatus on the part of the Society, due, of course, to the Pandemic.

While most of the year after March felt like treading water, there were nonetheless some activities that took place:

- The Society was a resource for VPR on a story it did concerning unusual road names in Vermont. Several years ago we had presented, and recorded, a program focusing on place and road names in Craftsbury, that VPR was able to access and find useful;
- In May, Susan Dunklee consulted with Dave Linck about a History Quest project that she installed, flagging and identifying locations of historical significance on and around the Common. (Thank you, Susan; great idea!);
- In September we were able to organize a masked, socially-distanced walking tour of 19th century buildings on the Common, conceived by and led, of course, by Dave Linck. His theme was 'Tragedy Road'; the tour was recorded on video, and is available for watching on the Society's You tube page;
- While not officially a Historical Society event, we recognize and applaud Anne-Marie Keppel's initiative in honoring Craftsbury Academy's African-American Principal, George Washington Henderson. His portrait now hangs in the hallway of the Academy (Thank you, Anne-Marie; great initiative!);
- Again, in September, we organized a masked, socially-distanced work day at the Wee Hoose Museum. We scraped, painted and, where necessary, replaced shutters, and scraped and spot-painted the exterior walls. This led to conversations about maintenance work that the building needs. In anticipation of looking into grants funding building improvements, Jamie Milholland donated a full house inspection so that we now have a complete idea of the state that the building is in. (Thank you, Jamie, for your expertise and generosity!);
- As we began to feel the local effects of being quarantined, I put out several requests for donations of materials that might help the Society preserve what life in Craftsbury had become under this pandemic. We received few contributions back then, but these circumstances are ongoing: there is still time, and we will still welcome contributions.

We hope, of course, that 2021 will eventually allow us to come together in ways that feel more 'normal'. In the meantime, it is still true that we will remain in rebuilding mode, and that we need to identify and engage people in town who are willing to collaborate, and take on roles that might be limited and temporary, or participating more long term, as a Trustee. In any case, membership is a concrete way of showing support for the Society's activities. Be in touch.

As a last thought, we mourn the loss of Anne Wilson this year, who worked tirelessly over many years to make the Society a viable, vibrant presence in town. Thank you, Anne.

Don Houghton, President.

Dave Linck

Nancy Frohwein

Raleigh Goessling (Tech Consultant)

## Craftsbury Trails 2021 Town Report

COVID 19 significantly slowed Craftsbury Trails' efforts in 2020.

The state postponed Craftsbury's Vermont Outdoor Recreation Economy (VOREC) grant until 2021 and the Craftsbury Trails Committee met just few times in the spring. Limited research and outreach to landowners continued a viable year- round connector trail between the Common and the Village.

Craftsbury Trails 2021 priorities remain the same as previous years:

- ◆ Getting Craftsbury residents of all ages and abilities outside and exploring the community on foot, bikes, snowshoes, and skis
- ◆ Improving existing trails and increase trails by working with willing landowners.
- ◆ Improving access to trails in the three village areas and to village businesses and creating connecting trails between the villages.

The VOREC grant will be used to create a Craftsbury Trails logo and digital and paper Craftsbury Trails map. The map, which can easily be modified, will include all existing trails including the Outdoor Center, Wood Lot and Sterling Trails, public roads suitable for walking, running and biking, and area businesses.

The grant will also fund a trailhead kiosk on Dustan field, a trail sign template, and a few way finding signs to help trails users find their way from Dustan to the Common and current and future trails.

Work on the VOREC project is expected to start this spring.

We look forward to more active public engagement once the COVID restrictions are lifted and the community can again come together to help guide this important work.

Gina Campoli, Chair  
Matt Krebs, Vice Chair  
Craftsbury Trails Committee



## Craftsbury Town Website Committee Report

The Town Website Committee serves as a central source for information, guidance, and help center through many different ways. The past year with COVID-19 wreaking destruction and tragedy across the world, our little community was not spared. Despite all the darkness, our small community responded with solidarity, faith, and strength; the town website was instrumental in keeping information flowing.

The Town Website was central in disseminating information on Coronavirus guidelines, on resources for help, on Neighbor to Neighbor volunteers and actions, on area business resources and activities. The website continues its full coverage of the Select Board town governance, town committees, business directory, ordinances and permits, as well as minutes from governing bodies.

The Website provides a community calendar of events, businesses and organizations listings, and mental health/COVID19 resources. It connects to the Craftsbury's Facebook page, Craftsbury School District, Orleans Southwest Supervisory Union and Vermont resources. Please help us to keep information flowing by contacting Michelle Warren, Chair; Yvette Brown, Town Clerk; June Cook, Don Houghton, and Margie Ramsdell. Please contact the Website Committee through [craftsburywebsitecommittee@gmail.com](mailto:craftsburywebsitecommittee@gmail.com). Thanks to our Chair for keeping our information flowing so smoothly.

**KEEP INFORMATION FLOWING – 2020:** 2020 Total Visits:14,453 Total (up 2%); 2020 Unique Visits: 13,294 Total (down 10%); 2020 Page Views: 29,490 (down 2%)

**Town of Craftsbury Neighbor to Neighbor Task Force**  
PO Box 55 • Craftsbury, VT 05826  
**Email:** craftsburyneighbortoneighbor@gmail.com  
**Phone:** (802) 586-2873 (Susan Houston)

The Craftsbury Neighbor to Neighbor Initiative (CN2N) was formed in early March of 2020 by a group of citizens concerned about the wellbeing of the town during the pandemic. In mid March CN2N was approved by the Select Board as an official town task force with the mission of aiding and supporting the community during times of distress.

CN2N's current priorities include:

- Getting information out to all Craftsbury residents regarding COVID 19
- Supporting the vulnerable by checking-in and delivering food and supplies
- Providing information about available resources
- Identifying gaps in services and findings ways to address them
- Making food available to anyone who needs it
- Providing emotional support for all

CN2N includes town, school, church, health and fire department officials, farms, businesses, nonprofits and many others. Kris Coville chairs the group. They meet remotely the first Thursday of the month at 7:00 PM. All are welcome to get involved. Contact Susie Houston, Kris Coville, or Michelle Warren if you would like to be added to the CN2N meeting invite list.

CN2N supports an array of activities. These include:

- **Organizing volunteers to provide support services.** Visit the town website to learn more and sign up to volunteer.
- **Providing free cloth masks for all Craftsbury residents**
- **Posting up to date information** on Front Porch Forum, the Craftsbury Neighbor to Neighbor Facebook Page, and the Craftsbury COVID 19 Resource Page available via the town website.
- **Supporting the free Monday Night Soup Suppers.** The dinners started in the spring with volunteer labor and donated food. In September the program was supported by the state's innovative Everyone Eats program. It covered the costs of restaurants to prepare the meals, using a large percentage of locally grown ingredients. The meals were distributed by volunteers and over 200 people are served each week. As of the first of the year, the Everyone Eats program ended and Craftsbury Neighbor to Neighbor volunteers plan to take up the cooking again as we wait to see if Vermont Everyone Eats will be funded for another round.
- **Staffing/managing the Craftsbury-Albany weekly pop-up food pantry** which began in collaboration with The Craftsbury/Albany Food for Neighbors group. The food distribution began in the spring with volunteer labor, donated food and cash donations from the Albany/Craftsbury Food Fund. Nearly 90 families are provided an array of veggies, dairy products, dry and canned goods and meat each Thursday from noon till 3:00 PM at the Church on the Common. In the fall the decision was made for both Craftsbury and Albany efforts to become affiliated with the Hardwick Area Food Pantry as satellite sites and ultimately a part of the Vermont Food Bank system. This partnership brings much needed resources including a paid manager, while allowing the Craftsbury pantry to retain its unique characteristics including providing as much locally produced food as possible. The pop-up pantry has been graciously hosted by the Church on the Common, but is in search of a permanent location. Please contact Kris Coville if you have a space to share for this important effort.

**CN2N is truly a community effort.** It's driven by volunteers combined with generous donations from area businesses, non-profits and individuals, including but not limited to: both Craftsbury stores, the Rousell family Tailor Shop, Petes Greens, Thompson's Farm Stand, Sterling College, the Church on the Common, the East Craftsbury Presbyterian Church, the Craftsbury Outdoor Center and the numerous Craftsbury/Albany Food Fund donors and other individual donors to N2N. Grants have been received from the New England Grass-Roots Environmental Fund, the Presbyterian Disaster Assistance and the Church Mutual Cares Foundation, and the state of Vermont Everyone Eats Program.

Want More Information? Visit the town of Craftsbury Website: [www.townofcraftsbury.com](http://www.townofcraftsbury.com), find us at the [Facebook Craftsbury Neighbor to Neighbor page](#), e-mail any questions or concerns to: [craftsburyneighbortoneighbor@gmail.com](mailto:craftsburyneighbortoneighbor@gmail.com) or call (802) 586-2873.





The last year for Craftsbury Saplings has been a time of growth and a grounding sense of fulfillment. The importance of dependable, quality early care has been highlighted in 2020 and Craftsbury Saplings is here and strong, serving our community and adapting to what we need to be.

**We would like to encourage you to vote YES on the Town Meeting Article requesting funds from the Good Neighbor Fund to support Craftsbury Saplings.**



Over the last year, we grew to serve more families through a program expansion. We served essential workers in the first months of the pandemic including school aged children of enrolled families. We added Universal Pre-Kindergarten to our programming. We hired some wonderful new teachers to join our team. We emphasized outdoor learning to expand our curriculum and help keep our families healthy. We developed policies and procedures to ensure compliance with the VT Department of Health COVID guidance.

We are excited to have a new modular classroom space at our church campus. This is providing a safer and essential separation of classrooms during the pandemic. It is also allowing us to continue with a program expansion. The new space will allow us to add 4 more Toddler spaces and 2 more Pre-K spaces for families needing care.

This year's total operating budget is \$281,300, 74% of which is covered by tuition and government reimbursements. Our fundraising goal is \$73,900, split between individual donations and grants. With the addition of the new classroom and the potential for increased student numbers, we hope to bring down our fundraising needs in the next year by almost 50%. In our last fiscal year, Craftsbury Saplings has served 30 children. This year at Town Meeting, we are requesting funds from Craftsbury, Wolcott, and Albany.

Craftsbury Saplings is especially grateful for the dedication and compassion that our staff bring to our programming. They have worked endlessly to provide a nurturing and stable environment for our youngest community members. We are so grateful for all of our donors including the East Craftsbury Presbyterian Church. Please find a copy of our annual report in the entry of the Craftsbury Town Offices.



Craftsbury Saplings is a non-profit early-care center. Our programming is child-centered, nature-based, intergenerational and community inspired. We respect the children's learning and needs, making sure they have the time to practice the skills they are interested in, a space for concentration, room to explore, ask questions, and build self-confidence. The support from the Town of Craftsbury is building a strong and resilient community. Thank you!! Please email questions to [SaplingsDirector@gmail.com](mailto:SaplingsDirector@gmail.com)

## Craftsbury Mental Health Resource Group Report

This past year mental wellness has been a struggle for so many, not just in Craftsbury, but Vermont and even the nation with the isolation and anxiety associated COVID-19. The divide with politics and racial equality in our nation has increased anxiety even further.

Partnering with the Craftsbury Neighbor to Neighbor committee, we offered daily walks on the Common and also Covid Coffee Break to help combat isolation from Covid-19.

For the first time, we hosted an AFSP (American Foundation of Suicide Prevention) Out of the Darkness Walk in Craftsbury in September with approximately 30 walkers and raised \$3,800! We were the top fundraisers for the Newport area. Thank you to all those who supported this important cause.

Deb McKinley, Monique Reil and Michelle Warren also participated on a panel for the Vermont Suicide Prevention Symposium 2020, partnering with Lamoille Mental Health. We explained how proud we are of our Grass Roots creation, yet saddened, to be the only Town in Vermont that has a community driven mental health resource group. We continue to advocate for mental wellness statewide and offer any support we can. Several people have reached out to members of our group to gain support and help. We also have written an article about mental health for one of the local papers and FPF. Please visit our website [www.nevtsuicide.com](http://www.nevtsuicide.com) which offers resources and helpful tips for mental wellness. We continue to work collaboratively with the school and the SLA.

Please know you are not alone, we are here for you and care, as fellow community members.



|                       |             |
|-----------------------|-------------|
| Mental Health Account |             |
| 1/1/2020 Balance      | \$ 8044.39  |
| Donation Income       | \$ 1,085.00 |
| Interest Income       | \$ 1.19     |
| Expenses              | \$ (21.85)  |
| Total for Dec 31 2020 | \$ 9,108.73 |

**Craftsbury Fire District #2  
Craftsbury Town Report  
January 2021**

Craftsbury Fire District #2 is a public water supply serving over 40 customers on and near the Common including Sterling College, the Craftsbury Academy, the Craftsbury Public Library, Church on the Common, Stronghold Farm and numerous residences.

The organization that oversees this “water district” is dubbed Craftsbury Fire District #2 (The District). The name came about when the District was formed 40 years ago. The District’s primary purpose is to supply customers with a public drinking water supply. It manages two active wells, several miles of pipes, various pump house equipment, and a water storage tank. Quarterly fees paid by District customers have historically covered the costs of operating the system and delivering about 600,000 gallons of water per year.

Water samples are collected daily. Some are sent to be analyzed by the state of Vermont Department of Environmental Conversation (DEC). DEC makes sure the system meets all state drinking water standards.

2020 was a busy year for the District.

- ? A major pipe breakage occurred over the Memorial Day weekend causing a partial system shut down for part of two days. Thanks to the work of the District Operator Steve Smith, Kelly Jones, and Bud Jones, repairs were made and service was restored as quickly as possible.
- ? The Board was notified by the State that the main source well is contaminated with PFAs, a toxic chemical found in many household products, such as non-stick pans and floor wax. Craftsbury’s PFA levels are just under the State safety limit of 20 parts per trillion. (The Federal safety limit is substantially higher). Since this notification, the System Operator has been blending water from the main well and the backup well to dilute the contaminated water. It is tested regularly and has received State approval thus far. This situation has required the Board to undertake the efforts described below.
- ? The Board hired an engineering firm, DuBois & King, to undertake the technical work to find and design a new well. (DuBois & King designed the original water system when it came together in the 70s.) This effort cannot occur without substantial state and federal resources including grants and low interest loans. DEC is assisting as the Board navigates a complex array of funding applications, permits and other documents.
- ? Building on several years of work, the Board sought and obtained a forgivable loan to put an emergency power source in place so that the system pumps will deliver water when the power goes out. The stand-by power system will be installed at the pump house later this year.
- ? The Board is also seeking funding to undertake a comprehensive Asset Management Plan to better understand what is under the ground, how it’s functioning, and when expenses and maintenance might be expected. Our goal is to get ahead of any problems, ensure safe drinking water, and avoid future service disruptions.
- ? The Board drafted a set of preliminary internal working rules and policies governing water system operations and briefed the Craftsbury Planning Commission about the PFA situation and the Board’s efforts to ensure the long term viability of the system.

We have pledged to keep our customers and the community informed as we take important actions described above, work to keep our rates affordable and deliver the safest and best water possible.

Please feel free to contact us if you have questions or concerns and let us know if you are interested in serving on the Board or assisting in its technical deliberations.

Craftsbury Fire District #2 Board of Commissioners:

Tim Patterson, President

Polly Allen, Secretary

George Hall, Treasurer

Barb Strong

Matt Moody

Norm Hanson

Ian Baldwin

Gina Campoli

Steve Smith (System Operator)

# NEK Community Broadband

## NEK Broadband Communications Union District Annual Report to Member Towns

### Activities through December 7, 2020

NEK Broadband Communications Union District (NEK CUD/ CUD) was formed through affirmative Town Meeting votes on March 3, 2020 by 27 NEK towns: Albany, Barnet, Barton, Brighton, Burke, Concord, Coventry, Craftsbury, Danville, East Haven, Glover, Greensboro, Groton, Hardwick, Kirby, Lowell, Lyndon, Newark, Peacham, Ryegate, Sheffield, St. Johnsbury, Stannard, Sutton, Waterford, Westfield and Wheelock. Within two weeks, Vermont and much of the country, and world, entered a state of emergency related to the novel coronavirus.

The safety measures instituted to protect public health exacerbated and laid bare existing deficiencies in our region's broadband infrastructure. Since then, additional attention and funding has been made available to begin to tackle the problem. In addition, all our meetings have been conducted via the online video conferencing application Zoom, following emergency open meeting rules provided by the Vermont Secretary of State.

On April 30, 2020, NEK CUD held its organizational meeting with Governing Board members and alternates appointed by each member town. We adopted bylaws and established an Executive Committee and elected seven members to serve. The CUD was officially recognized by the Vermont Secretary of State on May 6, 2020. By our June meeting, we established a regular meeting time, the second Thursday of each month between 5:30 and 7 p.m. as well as a website where we post agendas and minutes: [nekbroadband.org](http://nekbroadband.org)

Highlights of the past year include:


- (May) Created standing Finance and Technology Committees with appointed members. These two committees are open to both Governing Board members and members of the public.
- (June) Adopted a Statement of Mission, Service Goals, Operating Principles and Immediate Priorities. Approved a Hybrid Public-Private Operator as a preferred operating model, which means the CUD would not be an Internet Service Provider (ISP), but would strive to own assets that would be leased to one or more private operators.
- (July) Recommended Tilson Technology Management, Inc. as the communications consultant to conduct our feasibility study and business plan. Partnered with Tilson Technology Management, Inc., VELCO (Vermont Electric Power Company), Green Mountain Power and the Vermont Public Power Supply Authority (VPPSA) to prepare for the FCC's Rural Digital Opportunity Fund (RDOF) reverse auction. Joined an Interlocal Agreement with other Vermont Communication Union Districts to explore collaboration.

## NEK Community Broadband Continued

- (August) Approved a 2020 Budget which included contract positions: a part-time Project Manager, Bookkeeper/Clerk and Administrator/Treasurer. Hired Christine Hallquist of Hyde Park as part-time Project Manager for the months of August and September.
- (September) Approved COVID-Response Connected Community Resilience Program grant-funded broadband project with Kingdom Fiber, which will fund the customer portion of fiber connections for up to 100 underserved addresses in Albany, Craftsbury, Greensboro, Hardwick and Irasburg by the end of the year. Hired Jami Jones of Hardwick as part-time Bookkeeper/Clerk.
- (October) Hired Christine Hallquist as Administrator/Treasurer. Adopted draft 2021 budget and annual report. Approved applying for a second COVID-Response Connected Community broadband project with Tilson Technology Management, Inc. in Concord, VT. This project is conditional upon Tilson moving forward with their Lunenburg, VT project and funding may be reallocated to other projects elsewhere in the CUD.
- (November) Tilson completed the feasibility study highlighting 8 strategic projects that would cash flow positive in three years. Study also presented multiple sources for financing the initial projects including Vermont Economic Development Authority (VEDA) loans, grants and private equity.
- (December) FCC announced RDOF awards for Vermont. Significant awards were given to 3 ISP's who will be required to provide service speeds of at least 100mbps.

In 2020 thus far, membership has grown to 31 towns. Wolcott and Irasburg joined on May 29. Westmore joined on July 9. Brownington joined on November 12, 2020. Walden joined December 10th.

Respectfully,



Evan Carlson, Chair

| <b>NEK Community Broadband<br/>Community Union District<br/>2021 Budget</b>   |                    |  |                 |
|---|--------------------|--|-----------------|
|   | Organizational     | Notes  |                 |
| <b><u>Income</u></b>  |                    |  |                 |
| 2020 Transfer   | 68,700             |  |                 |
| Additional Operational Fundraising  | 25,000             |  |                 |
| <b>TOTAL</b>  | <b>93,700</b>      |  |                 |
| <b><u>Expenses</u></b>  |                    |  |                 |
| <i>Personnel</i>  |                    |  |                 |
| Administrator/<br>Treasurer   | \$7,000            | Contribution to NVDA contract                      | Jan-July        |
| Administrator/<br>Treasurer   | \$22,500           | CUD position - 25 hrs/week                         | August-December |
| Bookkeeper/ Clerk   | \$9,600            | CUD position - 10 hrs/week                         |                 |
| Grantwriting/<br>Communications   | \$4,000            |  |                 |
| Legal   | \$15,000           |  |                 |
| <i>Project</i>  | \$30,000           | Remaining Kingdom Fiber Connections                |                 |
| <i>Operational</i>  | \$1,250            |  |                 |
| <i>Board Expenses</i>   | \$1,000            |  |                 |
| <b>TOTAL</b>  | <b>\$90,350</b>    |  |                 |
| <b><u>Projected Capital Investment (a)</u></b>  |                    |  |                 |
| VEDA matching funds   | \$400,000          | VT matching funds grant                            |                 |
| VEDA loan   | \$4,000,000        | Maximum amount                                     |                 |
|   | \$460,000          | VT Connected Community Resilience Program Grant    |                 |
|   | <u>\$500,000</u>   | Minimum target for additional grant-funded project |                 |
|   | <b>\$5,360,000</b> |  |                 |
| <b><u>Footnotes</u></b>   |                    |  |                 |
| <i>(a)</i> NEK Broadband anticipates engaging in construction of portions of its fiber network in 2021. How much we will be able to fund will be based on the federal and state grants available, as well as our ability to secure low-interest loans. At minimum, we expect to apply for a loan program available for broadband development through the Vermont Economic Development Authority. Success will be dependent on favorable results from our CUD feasibility study due in mid-November. |                    |  |                 |





### **CRAFTSBURY COMMUNITY CARE CENTER**

The Craftsbury Community Care Center has been a trusted resource for elders and their families for over twenty-five years, serving many residents of Craftsbury since its creation by the Craftsbury community in 1994. The Care Center is a non-profit, non-denominational, tax-exempt organization which provides a safe, caring, homelike and affordable residence for elders who can no longer live independently. It encourages independence, activities, and involvement with family, friends, and the larger community.

The Care Center offers recreational, wellness, and cultural activities that are available both to residents and members of the surrounding communities. These include exercise classes for older adults, concerts by local musicians, art classes, intergenerational activities, dance performances, and book talks/readings, just to name a few. Residents have participated in community events such as parades, ice cream socials, blueberry picking, trips to local vendors, and picnics at local lakes. Many of these events have been curtailed by the Covid-19 epidemic but the staff have been creative and diligent in providing entertainment and activities for the residents.


The Center offers both employment and volunteer opportunities for local residents and many have been involved with the Center over its quarter century of service. The organization has an active and engaged Board of Directors, five of whose members are Craftsbury residents, that works closely with the Center's management to improve the facility and develop new programs for the residents and surrounding communities. The Center's involvement in the Craftsbury community includes active and regular patronage of community businesses.

The spacious facility has twenty-four private rooms, one-third of which are reserved for elders whose care is supported by Medicaid payments. Because Medicaid covers less than a third of the cost of care, the Center relies on donations from community members and towns in the Northeast Kingdom whose residents we serve.

The Craftsbury Community Care Center is the only residential care center in our immediate area and provides an invaluable and necessary service for elders in our community who can no longer live independently or whose families cannot care for them at home. The support of the Craftsbury community will help ensure that this irreplaceable resource remains available for many years to come.

Our inclusion in the Town appropriation will be gratefully welcomed by the Board, Staff and Residents of the Center. Thank you.

The Board of Directors and Kimberly Roberge, Executive Director



## Craftsbury Public Library

---

2020 forced us all to take stock of our lives and contemplate what matters most to us. This has also been true for the library. In a pandemic, what library services can be continued and how can we meet the needs of the community while keeping everyone safe? Now more than ever, our patrons need access to books (for entertainment and learning), fast internet access (as so much has suddenly moved online), and safe ways to engage with each other.

Our staff worked hard to find creative ways to keep book lending services available during all but the most severe Stay Home restrictions of the pandemic. When we could not welcome people inside, we offered parking lot pickup, and we set up a free lending library. As I write this, the library is able to allow patrons inside for quick visits. There is no way to predict what level of service will be feasible by the time you read this, but whatever we are able to offer, the decisions are made based on the best scientific facts available, in compliance with statewide orders. We will continue to do all we can, while keeping the library space safe for users and staff.

Access to the internet is another core library service. As a result of the increased outdoor usage, we partnered with the Department of Public Service to install a “hotspot” that greatly improves our library signal outside. We continue to monitor needs and evaluate ways we can help to alleviate the problems with internet access in our region.

In normal times, our library programs bring people together every day. This has not been possible this year, but we have filled that void when opportunities presented themselves, from online Talk of the Porch fiction discussions to story walks on the Common, to the quests of early spring created by Susan Dunklee.

2021 will be a tight year financially for everyone, and the same is true for the library. We have created a conservative budget and have reduced our appropriation request this year. We hope that a return to normal is not far off, and until then, we will keep finding creative ways to meet the needs of the town.



“I love the proactive and responsive ideas you are implementing.”



“Since moving to Craftsbury the library has become an integral part of my life.”



Susan O'Connell, Library Director



# AMERICA'S STAR LIBRARIES

The Craftsbury Public Library has received national recognition for public library service and use. According to the 2020 Library Journal Index of Public Library Service the library earned a five star rating. The LJ Index annually measures libraries across the country and rates them based on circulation of materials, library visits, program attendance, public internet computer use, and Wi-Fi sessions. The LJ Index gives an overall indication of how libraries stack up to their peers nationally.



Libraries are grouped by expenditure range. In our library's group, the Craftsbury Public Library was the highest scorer in the entire nation! In other words, for libraries with about the same size budget, we provide more to the community than any other library in the United States.



2020 marks the 11<sup>th</sup> year the library has been recognized with star status since the awards began in 2009. The library received a three-star, two four-star, and eight five-star ratings. This is the first year we top the list nationwide for our expenditure category.



Three libraries in Vermont were recognized in 2020: Norwich, Enosburgh, and Craftsbury.



Craftsbury residents check out more books, visit the library more often, attend more programs, and use the library internet more than most communities nationwide.



**The Craftsbury Public Library: small but mighty!**

**Library Financials****Year Ended December 31st**

|                                       | <b>2018</b>         | <b>2019</b>         | <b>2020</b>         |
|---------------------------------------|---------------------|---------------------|---------------------|
| <b>Opening Balance</b>                | \$1,947.19          | \$2,065.40          | \$7,812.77          |
| <b>Receipts</b>                       |                     |                     |                     |
| Plant sale                            | \$2,594.00          | \$2,241.90          | \$50.00             |
| Book Sales                            | \$4,940.00          | \$4,349.00          | \$260.00            |
| Antiques & Uniques                    | \$457.50            | \$292.50            | \$0.00              |
| Other Fundraiser Events               | \$5,278.81          | \$5,457.17          | \$0.00              |
| Barn Dance                            | \$4,081.15          | \$5,892.52          | \$0.00              |
| Interest                              | \$7.17              | \$7.00              | \$55.33             |
| Transfer Investment Acct.             | \$20,000.00         | \$20,000.00         | \$30,000.00         |
| Donations                             | \$16,214.85         | \$27,374.75         | \$29,291.61         |
| Grants                                | \$18,598.00         | \$10,280.00         | \$9,730.00          |
| Town Of Craftsbury                    | \$39,000.00         | \$40,000.00         | \$40,000.00         |
| PPP Federal Loan                      | \$0.00              | \$0.00              | \$13,431.00         |
| Miscellaneous                         | \$1,893.26          | \$182.79            | \$142.40            |
| <b>Total Receipts</b>                 | <b>\$113,064.74</b> | <b>\$116,077.63</b> | <b>\$122,960.34</b> |
| <b>Opening Balance &amp; Receipts</b> | <b>\$115,011.93</b> | <b>\$118,143.03</b> | <b>\$130,773.11</b> |
| <b>Disbursements</b>                  |                     |                     |                     |
| Books & Videos                        | \$10,915.15         | \$8,860.28          | \$6,794.09          |
| Electronic Resources/                 | \$813.50            | \$847.76            | \$946.10            |
| Propane-Heat                          | \$2,238.08          | \$2,379.18          | \$1,855.45          |
| Electric                              | \$1,469.36          | \$1,690.01          | \$1,173.09          |
| Telephone                             | \$532.35            | \$524.63            | \$545.68            |
| Insurance                             | \$2,525.09          | \$2,727.00          | \$2,302.00          |
| Programs, Dues, Museum                |                     |                     |                     |
| Passes                                | \$1,055.12          | \$300.00            | \$201.14            |
| Postage                               | \$1,716.93          | \$1,657.45          | \$1,211.55          |
| Payroll Expenses                      | \$70,358.46         | \$69,345.40         | \$69,366.10         |
| Conference & Travel                   | \$2,020.63          | \$1,696.23          | \$285.59            |
| Internet & Computers                  | \$486.49            | \$1,115.09          | \$2,283.19          |
| Equipment                             | \$5,747.57          | \$0.00              | \$800.00            |
| Supplies                              | \$1,906.53          | \$2,185.09          | \$2,384.26          |
| Accountant & Bookkeeper               | \$1,340.00          | \$3,755.00          | \$3,646.00          |
| Maintenance                           | \$2,580.53          | \$2,683.99          | \$2,904.28          |
| Bank Fees                             | \$0.00              | \$58.99             | \$106.46            |
| Consulting Fees                       | \$0.00              | \$2,250.00          | \$0.00              |
| Replenish Endowment                   | \$5,000.00          | \$8,000.00          | \$0.00              |
| Expansion Project                     | \$0.00              | \$0.00              | \$24,361.25         |
| Miscellaneous                         | \$2,240.74          | \$254.16            | \$180.25            |
| <b>Total Disbursements</b>            | <b>\$112,946.53</b> | <b>\$110,330.26</b> | <b>\$121,346.48</b> |
| <b>Closing Balance</b>                | <b>\$2,065.40</b>   | <b>\$7,812.77</b>   | <b>\$9,426.63</b>   |

# Sterling College

WORKING HANDS. WORKING MINDS.

As we have annually gathered at Town Meeting to exercise our right to be heard and to participate in our local democratic process, this year we will undoubtedly reflect on January's events in the U.S. Capitol. While the scene was shocking, the insurrection was an outcome that should have been anticipated as a result of the stoking of extremism by elected leaders.

It is my own privilege to play in my perception of the sacredness of the spaces where elected officials do the work of the people that made the delay in the electoral process by a mob in objection to the election results in the very same symbolic spaces so gut wrenching to watch. What we viewed was violent and raw in its ugliness; it should offend and scare us.

This year, we will not convene as we usually do in the WWII Memorial Gymnasium. Named to recognize those who sacrificed so much in the fight against facism nearly 75 years ago, the space serves as our community's own sacred chamber of democracy. Democracy does not have a scale nor does it require sacred spaces. However, our local town democracy, just like that of our nation, requires that we remain faithful to its upkeep and that it equitably benefits all those it should serve. Over the course of the past year we have seen that our town is not exempt from the shocking and ugly; we are a part of the larger complex fabric. It is important that we and our democratically elected officials redouble our efforts to become a better people and, therefore, a more just nation right here in Craftsbury.

The relationship between Sterling and the town has grown stronger as we have confronted new challenges like a viral pandemic. As is often the case, adversity has brought us closer together and to care for one another in new ways. Our efforts to share the precautions we have taken to prevent the spread of COVID-19 are illustrative of our care of students and employees, but also the obligation we feel to you and your wellbeing. Thank you for the support and encouragement.

While the pandemic has radically altered our community and the day-to-day operation of the College, I am heartened by our continued success and growth. Sterling has sustained its optimal enrollment of 125 students at a time when other colleges have seen dramatic reversals. We have persisted in retaining ~90% of our students from semester to semester for the past two years while becoming increasingly academically selective, a trend we plan to continue. While enrollment at Sterling is more stable than at many peer colleges, we remain challenged by the same issue: increasing levels of institutionally funded financial aid, particularly given the state of the economy impacting our students and their families.

Among the characteristics that distinguish Sterling is that it is enjoying a lengthy period of success in fundraising, which has led to a budget surplus last fiscal year and a projected surplus this year. The College has also benefited from all of the appropriate relief funds associated with responding to the pandemic. Approximately half of our nearly \$7 million operational budget - which supports more than 50 employees, \$52,393.21 in local taxes in 2020, and millions of dollars of local economic activity - comes from the generous support of donors and foundations.

Donors give generously to Sterling in support of our long commitment to ecological thinking and action; experiential education that addresses the human relationship with the natural world. Your participation in sustaining this commitment at a time when national conservation efforts have been undermined, loss of biodiversity is rapidly accelerating, and our climate is changing in ways that threaten both natural and human communities is an utmost priority.

Sterling is a remarkable little college doing big work. While the challenges we face as an academic Institution and those facing the town may at times seem insurmountable - a viral pandemic, social unrest, and economic injustice - Sterling and Craftsbury will continue to be engaged partners and participants in strengthening our community and, I hope, ensuring that it is on a path to becoming an increasingly just and welcoming community for all our neighbors.

Sincerely,

Matthew Derr, President  
#BlackLivesMatter

| <b>Agencies Requesting Town Funds</b>      |  |                  |                     |
|--|--|------------------|---------------------|
| <b>Organization</b>                        | <b>Contact Information</b>   | <b>2020 Paid</b> | <b>2021 Request</b> |
| American Red Cross                         | Redcross.org/NNE<br>800-660-9130                                       | \$500.00         | \$500.00            |
| AWARE                                      | Awarevt.org<br>802-472-6463  | \$1,000.00       | \$1,000.00          |
| Green Mountain Farm to School              | gmfts.org<br>programs@gmfts.org  | \$450.00         | \$800.00            |
| Greensboro Nursing Home                    | Greensboronursinghome.org<br>gnh@plainfield.bypass.com<br>802-533-7051 | \$2,500.00       | \$2,500.00          |
| Hardwick Area Food Pantry                  | Nourishhardwick.org<br>802-472-5940                                    | \$500.00         | \$2,500.00          |
| Hardwick Rescue Squad                      | 802-472-5936<br>Non emergency 472-6343                                 | \$13,248.00      | \$13,368.00         |
| Lamoille Family Center                     | lamoillefamilycenter.org<br>802-888-5229                               | \$1,000.00       | \$1,000.00          |
| Lamoille County Mental Health              | lamoille.org   | \$1,500.00       | \$1,500.00          |
| North Country Animal League                | ncal.com<br>adopt@ncal.com<br>802-888-5065                             | \$500.00         | \$500.00            |
| NE Kingdom Council on Aging                | nekouncil.org<br>802-748-5182  | \$650.00         | \$650.00            |
| NE Kingdom Human Services                  | nkhs.org<br>800-696-4979   | \$1,266.00       | \$1,266.00          |
| NE Kingdom Learning Service Adult Basic Ed | neklsvt.org<br>802-334-6532  | 0.00             | \$250.00            |
| NE VT Development Association              | nvda.net<br>802-748-5181   | \$905.00         | \$905.00            |
| Old Stone House Museum                     | oldstonemuseum.org<br>802-754-2022                                     | 0.00             | \$700.00            |
| Orleans County Citizen Advocacy            | occavt.org<br>802-525-1133   | \$800.00         | \$800.00            |
| Orleans County Court Diversion             | nekcavt.org<br>802-334-8224  | \$300.00         | \$300.00            |
| Orleans/Essex VNA & Hospice Inc.           | Orleansessexvna.org<br>802-334-5213                                    | \$4,200.00       | \$4,200.00          |
| Pope Memorial Frontier Animal Shelter      | frontieranimalsociety.com<br>802-754-2228                              | \$500.00         | \$500.00            |
| Rural Community Transportation             | Riderct.org<br>802-748-8170  | \$600.00         | \$600.00            |
| VT Ass'n for the Blind & Visually Impaired | vabvi.org  | \$500.00         | \$500.00            |

| <b>Agencies Requesting Town Funds</b> |                                   |                         |                            |
|---------------------------------------|-----------------------------------|-------------------------|----------------------------|
| <b><u>Organization</u></b>            | <b><u>Contact Information</u></b> | <b><u>2020 Paid</u></b> | <b><u>2021 Request</u></b> |
| VT Center for Independent Living      | vcil.org<br>800-639-1522          | \$140.00                | \$140.00                   |
| VT Rural Fire Protection Task Force   | Vacd.org<br>802-828-4582          | \$100.00                | \$0.00                     |
| Wonder Arts                           | WonderArtsVT.org<br>802-533-937   | <u>\$1,500.00</u>       | <u>\$1,500.00</u>          |
|                                       | <b>Totals</b>                     | <b>\$32,659.00</b>      | <b>\$35,979.00</b>         |

| <b>New Agency Requesting Town Funds</b> |  |                            |
|---|--|----------------------------|
| <b><u>Organization</u></b>              | <b><u>Contact Information</u></b>                | <b><u>2021 Request</u></b> |
| Northwoods Stewardship Center           | Northwoodscenter.org<br>802-723-6551             | \$500.00                   |
| Orleans County Fair                     | Orleanscountyfair.net<br>ocftreas@gmail.com      | \$500.00                   |
| Salvation Farms                         | Salvationfarms.org<br>Theresa@salvationfarms.org | \$500.00                   |
| Vermont Family Network                  | Vtfn.org<br>Clair.giroux-williams@vtfn.org       | \$250.00                   |
| Total New Agencies                      |  | <b>\$1,750.00</b>          |

| <b>Town Agencies Requesting Funds</b> |                         |                              |
|---------------------------------------|-------------------------|------------------------------|
|                                       | <b><u>2020 Paid</u></b> | <b><u>2021 Requested</u></b> |
| Craftsbury Public Library             | \$40,000.00             | \$39,200.00                  |
| Craftsbury Community Care Center      | <u>\$12,000.00</u>      | <u>\$12,000.00</u>           |
| <b>Totals</b>                         | <b>\$52,000.00</b>      | <b>\$51,200.00</b>           |

| <b>Town Committees Requesting Funds</b> |                         |                              |
|---|-------------------------|------------------------------|
|   | <b><u>2020 Paid</u></b> | <b><u>2021 Requested</u></b> |
| Block Party Fund                        | \$1,000.00              | \$0.00                       |
| Craftsbury Town Cemeteries              | \$3,200.00              | \$3,200.00                   |
| Memorial Committee                      | \$ 500.00               | \$500.00                     |
| Recreational Committee                  | \$1,500.00              | \$1,500.00                   |
| Historical Society                      | \$ 100.00               | \$100.00                     |
| Village Improvement Society             | <u>\$1,500.00</u>       | <u>\$1,500.00</u>            |
| <b>Totals</b>                           | <b>\$7,800.00</b>       | <b>\$6,800.00</b>            |

## Land Transfers Recorded 2020

| <u>Seller</u>         | <u>Buyer</u>                | <u>Rec. Date</u> | <u>Acres</u> | <u>Purchased</u> | <u>Paid</u>    | <u>Location</u>     |
|-----------------------|-----------------------------|------------------|--------------|------------------|----------------|---------------------|
| Cononi                | Smith                       | 2/10/2020        | 56.3         | L/DW             | \$250,000.00   | 1666 South Albany   |
| Patterson             | Prentice                    | 3/9/2020         | 3.1          | LAND             | \$54,000.00    | King Farm Rd.       |
| Sedore Estate         | Loske & Birdsall            | 3/17/2020        | 1.01         | L/DW             | \$135,000.00   | 110 East Craftsbury |
| Fisher & Carroll      | Bilik-Franklin              | 4/2/2020         | 4            | L/DW             | \$42,600.00    | 332 Griggs Rd.      |
| Stevenson Lake Prop.  | Concrete Foundation, Inc,   | 4/17/2020        | 10           | LAND             | \$1,900,000.00 | Lost Nation Rd      |
| Dunbar                | Dunbar & Jacobs             | 5/1/2020         | 1.75         | L/DW             | \$119,550.00   | 1004 Ketchum Hill   |
| Menard                | Charbonneau                 | 5/5/2020         | 10.7         | L/DW             | \$140,000.00   | 1329 West Hill      |
| Lapoint               | Muckerman                   | 6/2/2020         | 19.3         | L/DW             | \$245,000.00   | 2039 Vt. Rte. 14    |
| U.S. Bank Trust,      | Lawson                      | 6/3/2020         | 0.51         | L/DW             | \$165,000.00   | 640 Vt. Rte. 14N    |
| Thurston & George     | Thurston                    | 6/5/2020         | 0.43         | L/DW             | \$100,000.00   | 85 Fair Drive       |
| Halden                | Williams                    | 6/8/2020         | 1            | L/DW             | \$172,000.00   | 392 S. Craftsbury   |
| Strong                | Kroeger                     | 6/10/2020        | 2.9          | LAND             | \$20,000.00    | Mill Village Rd.    |
| Duprey                | Person & Sgroi              | 6/12/2020        | 83           | L/DW             | \$120,000.00   | Coburn Hill Rd.     |
| Cortese, III          | Greenia & Valcour           | 7/2/2020         | 3.6          | L/DW             | \$285,000.00   | 1051 Ketchum Hill   |
| Atherton Trust        | Thomas                      | 8/3/2020         | 23           | L/DW             | \$335,000.00   | 338 Coburn Hill Rd  |
| List Family Trust     | Koschak                     | 8/17/2020        | 16           | L/DW             | \$280,000.00   | 221 S. Craftsbury   |
| Benson                | Nobel, Nobel & Jonas        | 9/8/2020         | 55.53        | L/DW             | \$325,000.00   | 1698 Morey Hill Rd  |
| Haigh Estate          | Wolcik & Boyle              | 9/10/2020        | 16.5         | L/DW             | \$260,000.00   | 1176 S. Albany Rd   |
| Risser-Milne          | Thorndike Church            | 8/14/2020        | 45.74        | LAND             | \$125,000.00   | 636 Whetstone Brk   |
| Allen Estate          | Wright                      | 9/22/2020        | 10.23        | L/DW             | \$100,000.00   | 506 Black River Rd  |
| Goodridge             | Pomerantz                   | 9/25/2020        | 71.7         | L/DW             | \$208,000.00   | 1836 Coburn Hill    |
| Denton                | Baumann                     | 9/30/2020        | 10.1         | LAND             | \$65,000.00    | Denton Hill Rd.     |
| Vt. Land Trust, Inc.  | Channel Z Seismometry, Inc. | 10/9/2020        | 940          | LAND             | \$1,160,000.00 | Eden Mtn. Rd.       |
| 882 NCR, LLC          | Thompson /Carpenter         | 10/9/2020        | 0.79         | LAND             | \$32,500.00    | 882 N.Craftsbury.   |
| Samora                | Leeward Group, LLC          | 10/15/2020       | 21.5         | L/DW             | \$90,000.00    | 2099 Coburn Hill    |
| Delaney               | Thirty Acres, LLC           | 10/20/2020       | 88           | L/DW             | \$1,950,000.00 | 2452 Mill Village   |
| Brown Family Trust    | Andrus                      | 10/21/2020       | 1            | L/DW             | \$430,000.00   | 113 Church Lane     |
| FR-IV Properties, LLC | Daba, LLC                   | 11/6/2020        | 39.04        | LAND             | \$250,000.00   | N. Craftsbury Rd.   |
| Mellett               | Solomon Trust               | 11/12/2020       | 7            | LAND             | \$75,000.00    | 99 Lake Road        |
| Skala                 | Miller & Coyle              | 11/13/2020       | 1.14         | L/DW             | \$225,000.00   | 1655 N Craftsbury   |
| Martin & Martin       | Martin/ Martin/ Martin      | 11/18/2020       | 1            | L/DW             | \$25,000.00    | 274 Martin Rd.      |
| Thomas                | Greiner                     | 11/30/2020       | 4            | L/DW             | \$250,000.00   | 1088 Ketchum Hill   |



## Marriages Recorded in Craftsbury in 2020

| <b>Date</b> | <b>Names</b>                          | <b>Hometown</b> |
|-------------|---------------------------------------|-----------------|
| 6/15/2020   | Karim Ashraf Elsayed & Laura Ann List | Bedford, MA     |
| 8/8/2020    | William Anderson & Constance Sandahl  | Craftsbury, VT  |
| 8/22/2020   | Keith Dunbar & Kimberly Jacobs        | Craftsbury, VT  |
| 8/30/2020   | Tyler Blanchard & Teresa Adams        | Craftsbury, VT  |
| 9/12/2020   | Nathan Bovat & Erin Godin             | Craftsbury, VT  |
| 10/24/2020  | John Bailey Sr & Kathleen Thibodeau   | Craftsbury, VT  |

## Births Recorded in Craftsbury in 2020

| <b><u>Date</u></b> | <b><u>Name</u></b>        | <b><u>Parents</u></b>                            | <b><u>Place of Birth</u></b> |
|--------------------|---------------------------|--|------------------------------|
| 1/11/20            | Hadley Amilee Hodgdon     | Janet Farrell Hodgdon<br>Christopher Lee Hodgdon | St Johnsbury                 |
| 3/17/20            | Matthias Leo Martinez     | Anna Hausler Martinez<br>Doinel Antonio Martinez | Morrisville                  |
| 4/27/20            | Raelynn June Quinn        | Ashley Elizabeth Staib<br>William Pal Quinn Jr   | Morrisville                  |
| 4/30/20            | Caspian Anders Acerbo     | Elsa Kanner Acerbo<br>Alvin Samuel Acerbo        | Craftsbury                   |
| 5/1/20             | Selah Grace Plum Thompson | Cheyenne A Thompson                              | Newport                      |
| 6/2/20             | Henry James Robillard     | Nicole Brady Jones<br>Seth Robillard             | Morrisville                  |
| 6/12/20            | Madelyn Mary Bisson       | Julianne Chase Bisson<br>William Joseph Bisson   | Burlington                   |
| 6/17/20            | Emma Schulz Burruss       | Anna Robinson Schulz<br>Oliver Augustine Burruss | Morrisville                  |
| 6/27/20            | Lani Jean Brown           | Jennifer Kemp Brown<br>Christopher James Brown   | Craftsbury                   |
| 11/28/20           | Elizabeth Louise Locke    | Lydia Allen Parker<br>Brandon William Locke      | Morrisville                  |
| 11/30/20           | Fielda Andrea Calderwood  | Andrew Calderwood<br>Madelynn Johnston           | Morrisville                  |

## Deaths Recorded in Craftsbury in 2020

| <b>Date</b> | <b>Name</b>           | <b>Age</b> | <b>Place of Death</b>        | <b>Place of Burial</b>              |
|-------------|-----------------------|------------|------------------------------|-------------------------------------|
| 1/19/20     | Stephen E Wright      | 78         | Craftsbury                   | Cremation                           |
| 1/27/20     | Arthur J Menard       | 88         | Copley Hospital              | Cremation                           |
| 2/9/20      | Richard S Johnson Sr  | 63         | Craftsbury                   | Cremation                           |
| 2/16/20     | Phyllis S Harrington  | 87         | Craftsbury C. Care           | Cremation                           |
| 2/23/20     | Dorothy A Godin       | 71         | UVM Hospital                 | Cremation                           |
| 3/24/20     | Elaine Marsh Horner   | 82         | Manor Nursing Home           | Cremation                           |
| 4/13/20     | Eugene A Marckres     | 78         | North Country Hospital       | Craftsbury Village Cemetery         |
| 4/15/20     | Rachel B Brown        | 83         | Copley Hospital              | Cremation                           |
| 7/10/20     | David G Godin         | 75         | Berlin Health & Rehab Center | Cremation                           |
| 7/17/20     | Lorraine Carey Kish   | 91         | Craftsbury C. Care           | Mount Pleasant Cemetery & Crematory |
| 7/26/20     | Alice Leona Carpenter | 93         | Craftsbury C. Care           | Cremation                           |
| 8/31/20     | Kelsie Lee Johnson    | 34         | Craftsbury                   | Cremation                           |
| 11/2/20     | Shawn Wayne Wright    | 50         | Craftsbury                   | Cremation                           |
| 11/23/20    | Arnold Marshall Brown | 93         | Manor Nursing Home           | University of Vermont (temporary)   |
| 11/29/20    | Anne Harriet Wilson   | 84         | Craftsbury                   | Cremation                           |
| 12/25/20    | Helen K Potak         | 98         | Craftsbury C. Care           | Mount Pleasant Cemetery & Crematory |
| 12/29/20    | Donald W Hislop       | 79         | Copley Hospital              | Mount Pleasant Cemetery & Crematory |

NDP



# Craftsbury Town School District

## 2021 Annual School District Meeting Materials

2019 – 2020 School Report  
2020 Financial Report (July 1, 2019 – June 30, 2020)  
2022 Proposed Budget (July 1, 2021 – June 30, 2022)

### Important Dates

February 20, 2021 at 3:30 PM  
Budget Informational on the FY22  
Budget

Public can call into the meeting using  
this number: +1 803-563-6945 PIN: 211  
642 677#

Or by using this Link:  
[meet.google.com/tvc-eztx-stv](https://meet.google.com/tvc-eztx-stv)

### Voting

March 2, 2021 by Australian Ballot  
at the Craftsbury Town Hall.  
9:00AM to 7:00PM

### Administration

Principal Merri Greenia  
Superintendent Adam Rosenberg

### School Board

Harry Miller , Chair  
Jen Schoen, Vice Chair  
Michelle Menard  
Anne Morse  
Kasey Allen

**WARNING**  
**Craftsbury Town School District**

**PUBLIC INFORMATIONAL HEARING ON THE FY22 BUDGET on February 20, 2021 at 3:30 p.m.**  
Public can access the meeting using this number: **+1 803-563-6945 PIN: 211 642 677#** or by using this link  
**[meet.google.com/tvc-eztx-stv](https://meet.google.com/tvc-eztx-stv)**

The legal voters of the Craftsbury Town School District are hereby warned to meet for the Craftsbury Town School District **Public Informational Hearing on the FY22 Budget** online via a google meeting on, **February 20, 2021 at 3:30 p.m.** for discussion on the school district's proposed FY22 budget as required by Title 17 VSA 2680 (g).

**Article 1:** To elect the following officers for: (Voting by Australian Ballot on Tuesday, March 2, 2021)

- School District Meeting Moderator
- School District Treasurer
- School District Clerk

**Article 2:** To elect the following school district officers for the ensuing year (Voting by Australian Ballot on Tuesday, March 2, 2021)

- School Board Director for a term of two years.
- School Board Director for a term of three years.

**Article 3:** To see if the voters of the school district will authorize the following salaries to be paid for the officers and directors of the school district: (Voting by Australian Ballot on Tuesday, March 2, 2021)

|                     |               |                    |                |
|---------------------|---------------|--------------------|----------------|
| School Board Chair  | \$ 000.00/ yr | District Treasurer | \$ 4997.00/ yr |
| School Board Member | \$ 000.00/ yr | District Clerk     | \$ 000.00 / yr |

**Article 4:** Shall the voters of the school district authorize the school board to transfer \$127,254 of unobligated year end fund balances as of June 30,2020 to a reserve fund established pursuant to Title 24, Section 2804 to be used for building maintenance and repairs. (Voting by Australian Ballot on Tuesday, March 2, 2021)




**Article 5:** Shall the voters of the school district approve the school board to expend \$4,059,066, which is the amount the school board has determined to be necessary for the ensuing fiscal year? It is estimated that this proposed budget, if approved, will result in education spending of \$18,513 per equalized pupil. This projected spending per equalized pupil is 0.50% higher than spending for the current year. (Voting by Australian Ballot on Tuesday, March 2, 2021)

**Article 6:** To see if the voters of the school district will authorize the school board to borrow money in anticipation of state revenues. (Voting by Australian Ballot on Tuesday, March 2nd, 2021)

**Article 7:** Shall the town authorize the Craftsbury School Board to transfer all property owned by the Craftsbury School District to the Craftsbury Academy Trustees/corp. (Voting by Australian Ballot on Tuesday, March 2nd, 2021)

Voting on the aforementioned Articles 1-7 will be by Australian Ballot on Tuesday, March 2nd, 2021 at the Craftsbury Town Hall, between the hours of Nine (9) o'clock in the forenoon (a.m.) at which time the polls will open and Seven (7) o'clock in the afternoon (p.m.) at which time the polls will close.

Dated at Hardwick, Vermont this 13th day of January, 2021

  
\_\_\_\_\_  
  
\_\_\_\_\_  
  
\_\_\_\_\_

Craftsbury Town School District Directors

Attest:   
\_\_\_\_\_  
District Clerk

## School Board Letter

2019-2020 will be a year to remember. In March we sent our students and teachers home and began virtual learning full time because of the onset of COVID -19. It seemed to happen rather suddenly with the Governor's mandates, so in a matter of days our students and faculty were "going on-line". Kitchen staff held down the fort provided literally hundreds of lunches a day for our children, all with a happy handwritten message on every one of them.

In the Fall we reopened our school with masks on, strict guidelines, and a shortened school day. Almost 80% of our students chose to return to school full time, the rest either by a hybrid model ,at home and at school, and some completely virtual. We made it to Thanksgiving break without a positive case, but our first case came that week, and December, at the time of writing this letter, we are now back to virtual learning with plans to return full time again after December 13th.

It is with great admiration and respect that we acknowledge all of our staff, teachers, and administrators for their courage and tenacity to return to in-person learning. They are on the front lines risking their health and well-being to educate our children. We are extremely grateful and proud of their efforts.

Our student numbers remain strong despite the pandemic.

Congratulations go out to our Varsity Cross Country Running Team for bringing home the first Division 3 state title in that sport in our school's history. Coach Mike Levangie has done a tremendous job and our student athletes put in tremendous effort to bring home our first state title in 30 years.

There is renewed enthusiasm in the Academy Woodlot, now that our boundaries have been finally accurately recorded. We have updated our forestry plan and expect to harvest some white pine in 2022-2023, planted by the class of 1953. Clyde Simmons Jr. was in on that planting. We are currently exploring expanding use of the woodlot to include mountain biking ,horseback riding, and cross-country skiing, and we plan to engage the school community in this conversation.. We are happy to see increased educational use of the Woodlot by Craftsbury Academy classes as teachers learn about this incredible resource and find ways to include it in their curriculum.

We are also asking voters to approve the transfer of properties owned by the school town district to be transferred to the Craftsbury Academy Corporation(trustees). These parcels include the Woodlot, Dustan field, and the land under Minden Hall. This will put all of our holdings under the Craftsbury Academy corporation. In the event of a future consolidation of schools by the Vermont Department of Education this would protect the town's assets being transferred to entities outside of the town.

We continue to have a strong relationship with Sterling College; our students participated in winter activity sessions and outdoor team building activities facilitated by Sterling students, and our teachers now have an educational curriculum developed by John Zaber's Outdoor Education students that utilizes a range of locations within the Woodlot. Marvelous Mondays included visits to the Sterling Farm, and grades 3-8 participated in a Farm to School Extravaganza focused on issues around food waste. Other programming included taste testing and other ongoing Farm to School activities.

Our discussions regarding building a new elementary school building have been put on hold because of the pandemic. It is still our intent to move forward with a bond to accomplish this in the future. The pandemic has made the deficiencies in this building even more apparent.

Budgeting will be interesting this year. There are many unknowns due to the pandemic. We gratefully appreciate our citizens continued support.

Thank you,  
Craftsbury Town School Board

## Principals' Message

The 2020 school year was unlike any other. It began in August of 2019 with innovative programs, exciting community partnerships, and greater student numbers. The elementary school implemented Lucy Calkins reading and writing and Ready Math, and students were making good progress in both programs. Middle and high school students were demonstrating academic growth on the district NWEA assessments. The staff continued professional development in Restorative Practices, and a newly formed behavior/social emotional learning team meet weekly to review data and plan interventions.

But shortly after Town Meeting Day the Covid-19 pandemic reached Vermont, and Governor Scott closed all schools in the state. The school had two days to pull together a remote learning plan, a plan that continued from the middle of March until our drive-in graduation on June 12. Maximizing wellness and learning became an all consuming enterprise.

The Craftsbury school community met the challenges of the spring with dedication, flexibility, and kindness. Teachers and paraprofessionals taught classes online, over the phone, and through paper packets. Parents became teachers, even as many were doing their own work remotely. Some families drove to hotspots so that children could complete school work. Students missed seeing their friends, and teachers missed their students. Yet through it all there was collaboration and a strong sense of gratitude for the efforts of others.

We learned a great deal from the spring experience, lessons that will enhance education once the pandemic is behind us. Following the 2020 Thanksgiving break, Craftsbury Schools went proactively remote for two weeks, giving us the opportunity to implement what we learned in the spring closure. Nearly everyone in the school community noted great improvements from the spring experience. Teachers became knowledgeable about several learning platforms and introduced them to students in the first months of school. All teachers used Google Classroom to communicate lesson plans and resources to students and parents. We perfected the art of the Google Meet, although the phrase "You're muted" continues to be all too common!

The challenges of the pandemic brought about some positive changes in education. The new learning applications in math and literacy will individualize instruction at a variety of skill levels and provide important data about student progress in real time. Important transferable skills such as self direction, problem solving, and communication will be an organizing principle for learning across content areas. Student agency through project based learning will continue to be a key component of education.

The Craftsbury School community pulled together in incredible ways to bring about many successes in what could have been a year dominated by failures. My deepest gratitude goes out to all of the hard working students, teachers, staff, parents, and community members who made the successes possible.

Merri Greenia, Principal

Cash Flow Fiscal Year 2020  
Craftsbury Town School District

|                                       | July-19    | August-19  | September-19 | October-19 | November-19  | December-19 | January-20   | February-20  | March-20     | April-20     | May-20       | June-20      |
|---------------------------------------|------------|------------|--------------|------------|--------------|-------------|--------------|--------------|--------------|--------------|--------------|--------------|
| <b>Beginning Balance:</b>             | 219,926.82 | 472,032.85 | 403,993.14   | 479,015.94 | 317,195.21   | 109,304.67  | 590,751.27   | 1,392,812.05 | 958,341.19   | 740,719.96   | 1,033,749.55 | 1,009,942.35 |
| <b>Receipts - (Add)</b>               |            |            |              |            |              |             |              |              |              |              |              |              |
| Taxes                                 |            |            |              |            |              |             |              |              |              |              |              | 1,109.25     |
| State Aid                             |            |            | 200,000.00   |            | 300,000.00   | 300,000.00  | 1,000,000.00 |              |              |              |              |              |
| GSSG                                  |            |            |              |            |              | 326,192.00  |              |              |              | 400,914.75   |              |              |
| Transportation Aid                    |            |            |              |            | 9,282.00     | 5,697.78    |              |              |              |              |              |              |
| Driver's Ed                           |            |            |              |            |              |             |              |              |              | 568.00       |              | 850.80       |
| Grants                                | 3,071.00   |            | 378,923.00   |            |              | 42,365.00   |              |              |              |              |              |              |
| Tuition                               |            |            |              |            |              |             | 3,356.00     | 179,002.00   | 63,585.95    | 27,193.37    | 315,178.00   | 74,819.00    |
| Tech tuition on Behalf                |            |            |              |            |              |             |              |              |              |              |              |              |
| Food Service                          | 23.90      | 1,978.00   | 3,386.35     | 2,423.25   | 2,293.13     | 1,632.60    | 6,240.77     | 2,794.00     | 1,337.00     |              | 167.71       | 38.90        |
| School Meals                          |            |            |              |            | 1,527.65     | 15,781.28   |              | 11,058.29    | 8,590.00     | 4,380.70     | 3,429.83     | 20,009.45    |
| Fed/State Food Service Reimb.         | 11,603.91  |            |              |            |              |             |              |              |              |              |              |              |
| Interest                              | 69.15      | 58.94      | 54.05        | 45.68      | 46.35        | 71.48       | 66.99        | 148.44       | 109.54       | 52.37        | 45.88        | 37.50        |
| Checking Interest                     |            |            |              |            |              |             |              |              |              |              |              |              |
| Other Interest                        |            |            |              |            |              |             |              |              |              |              |              |              |
| Misc: Reimbursements, Services & Rent | 20,427.02  | 34,288.52  | 372.33       | 100.00     | 7,806.64     | 3,127.08    | 1,412.71     | 66,441.86    | 16,456.29    |              | 8,627.50     | 9,260.99     |
| Voided checks & chargebacks           |            |            | 25.00        |            |              |             |              |              |              |              |              |              |
| Line of Credit draw                   |            |            |              |            |              |             |              |              |              |              |              |              |
| <b>Total Receipts:</b>                | 240,000.00 | 495,121.80 | 508,358.31   | 986,753.87 | 481,584.87   | 638,150.98  | 804,171.89   | 1,652,256.64 | 1,048,419.97 | 1,173,829.15 | 1,361,198.47 | 1,116,068.24 |
| <b>Disbursements - (Subtract)</b>     |            |            |              |            |              |             |              |              |              |              |              |              |
| Current Expenses                      | 20,690.66  | 23,759.77  | 116,541.22   | 114,450.59 | 176,476.13   | 114,077.83  | 112,752.79   | 118,575.24   | 122,747.78   | 112,677.84   | 170,712.13   | 303,845.32   |
| Payroll Warrants                      | 2,398.29   | 80,605.40  | 391,196.71   | 49,939.07  | 352,370.18   | 99,342.79   | 96,174.79    | 574,141.54   | 175,502.61   | 21,095.30    | 179,333.09   | 387,983.17   |
| Vendor Warrants                       |            |            |              |            |              |             | 88.11        | 1,198.67     | 9,449.62     | 6,306.46     | 1,210.90     | 2,798.53     |
| Auto-Debit for H.R./H.S.A./F.S.A      | 23,088.95  | 104,365.17 | 507,737.93   | 164,389.66 | 528,846.31   | 213,420.62  | 209,015.69   | 693,915.45   | 307,700.01   | 140,079.60   | 351,256.12   | 694,627.02   |
| <b>Total Disbursements:</b>           | 47,266.90  | 308,720.34 | 1,015,715.86 | 838,769.31 | 1,157,632.62 | 526,841.24  | 527,961.37   | 1,496,234.90 | 1,015,400.02 | 189,529.20   | 643,311.64   | 1,389,264.96 |
| <b>Ending Cash Balance:</b>           | 472,032.85 | 403,993.14 | 479,015.94   | 317,195.21 | 109,304.67   | 590,751.27  | 1,392,812.05 | 958,341.19   | 740,719.96   | 1,033,749.55 | 1,009,942.35 | 421,441.22   |

Respectfully Submitted,



Yvette Brown, Treasurer

## Craftsbury FY22 Proposed Budget by Function

| FUNCTION DESCRIPTION               | FY19 ACTUAL            | FY 20 BUDGET           | FY 20 ACTUALS          | FY21 BUDGET            | FY22 BUDGET            |                     |              |
|------------------------------------|------------------------|------------------------|------------------------|------------------------|------------------------|---------------------|--------------|
|                                    |                        |                        |                        |                        | PROPOSED               | Variance \$         | Variance (%) |
| Direct Instruction                 | \$ 1,624,149.72        | \$ 1,784,364.63        | \$ 1,650,781.98        | \$ 1,824,611.40        | \$ 1,808,385.49        | \$ (16,225.91)      | -0.89%       |
| Math Dept                          |                        |                        | \$ 520.55              | \$ 1,273.71            | \$ 1,500.00            | \$ 226.29           | 17.77%       |
| English Dept                       | \$ 2,606.66            |                        | \$ 2,469.10            | \$ 4,245.71            | \$ 3,000.00            | \$ (1,245.71)       | -29.34%      |
| Music Dept                         | \$ 2,831.09            |                        | \$ 2,358.74            | \$ 849.14              | \$ 3,200.00            | \$ 2,350.86         | 276.85%      |
| PE Dept                            | \$ 1,090.90            |                        |                        | \$ 849.14              | \$ 1,000.00            | \$ 150.86           | 17.77%       |
| Art Dept                           | \$ 799.24              | \$ 1,500.00            | \$ 454.53              | \$ 2,379.14            | \$ 1,200.00            | \$ (1,179.14)       | -49.56%      |
| World Language Dept                | \$ 453.19              |                        | \$ 1,054.52            | \$ 934.06              | \$ 1,000.00            | \$ 65.94            | 7.06%        |
| Science Department                 | \$ 1,380.89            |                        | \$ 914.40              | \$ 1,273.71            | \$ 1,250.00            | \$ (23.71)          | -1.86%       |
| Social Studies Department          | \$ 2,437.32            |                        | \$ 1,517.00            | \$ 1,698.29            | \$ 2,000.00            | \$ 301.71           | 17.77%       |
| Driver Education Department        | \$ 1,557.61            | \$ 1,800.00            | \$ 710.11              | \$ 1,789.84            | \$ 250.00              | \$ (1,539.84)       | -86.03%      |
| Special Education                  | \$ 12,483.40           |                        |                        |                        | \$ -                   | \$ -                | 0.00%        |
| Athletics                          | \$ 37,736.82           | \$ 94,050.06           | \$ 68,926.18           | \$ 56,939.52           | \$ 60,970.27           | \$ 4,030.75         | 7.08%        |
| Co-Curricular                      | \$ 41,974.48           | \$ 38,018.79           | \$ 28,254.82           | \$ 35,714.10           | \$ 21,519.71           | \$ (14,194.39)      | -39.74%      |
| Guidance Services                  | \$ 98,048.45           | \$ 108,069.16          | \$ 122,201.70          | \$ 125,282.30          | \$ 134,348.29          | \$ 9,065.98         | 7.24%        |
| Health Services                    | \$ 7,255.93            | \$ 6,000.00            | \$ 8,050.29            | \$ 6,120.00            | \$ 2,100.00            | \$ (4,020.00)       | -65.69%      |
| School Nurse                       | \$ 26,771.37           | \$ 83,697.47           | \$ 39,581.57           |                        | \$ -                   | \$ -                | 0.00%        |
| Spch Pathlgy/Audilgy Serv          |                        |                        | \$ 4,985.79            |                        | \$ 12,511.79           | \$ 12,511.79        | 100.00%      |
| Othr Support Serv-Stu              |                        |                        |                        |                        | \$ 32,207.99           | \$ 32,207.99        | 100.00%      |
| Othr Instruct Improve              | \$ 2,091.99            | \$ 9,000.00            | \$ 3,777.80            | \$ 4,854.97            | \$ 4,262.83            | \$ (592.14)         | -12.20%      |
| Library/Media Services             | \$ 63,127.25           | \$ 75,065.82           | \$ 67,967.61           | \$ 78,059.57           | \$ 81,204.69           | \$ 3,145.11         | 4.03%        |
| Technology fr Instruct             | \$ 1,199.38            |                        |                        |                        | \$ -                   | \$ -                | 0.00%        |
| Board of Education                 | \$ 4,147.56            | \$ 12,711.00           | \$ 2,236.24            | \$ 12,954.02           | \$ 2,494.63            | \$ (10,459.39)      | -80.74%      |
| Board Treasurer                    | \$ 5,000.00            | \$ 5,997.50            | \$ 4,997.50            | \$ 5,997.50            | \$ 4,997.50            | \$ (1,000.00)       | -16.67%      |
| Legal Services                     | \$ 1,080.00            | \$ 2,575.00            | \$ 2,625.50            | \$ 2,626.50            | \$ 10,000.00           | \$ 7,373.50         | 280.73%      |
| Office of the Principal            | \$ 213,211.18          | \$ 233,982.22          | \$ 230,085.21          | \$ 231,940.86          | \$ 253,251.62          | \$ 21,310.76        | 9.19%        |
| Fiscal Services                    | \$ 570,371.92          | \$ 638,431.00          | \$ 625,839.36          | \$ 728,852.73          | \$ 755,832.78          | \$ 31,621.33        | 4.34%        |
| Administrative Technology Services | \$ 13,495.68           |                        | \$ 695.47              | \$ 1,000.00            | \$ 2,500.00            | \$ 1,500.00         | 150.00%      |
| Operation of Buildings             | \$ 284,769.56          | \$ 293,241.85          | \$ 298,775.92          | \$ 312,122.11          | \$ 373,481.30          | \$ 61,359.19        | 19.66%       |
| Maintenance of Buildings           | \$ 3,590.98            | \$ 21,930.00           | \$ 2,459.80            | \$ 22,368.60           | \$ 4,000.00            | \$ (18,368.60)      | -82.12%      |
| Care and Upkeep of Grounds         | \$ 9,250.00            | \$ 6,000.00            | \$ 9,000.00            | \$ 6,120.00            | \$ 13,000.00           | \$ 6,880.00         | 112.42%      |
| Resident Students                  | \$ 23,323.70           | \$ 22,391.88           | \$ 22,392.00           | \$ 22,839.72           | \$ 2,000.00            | \$ (20,839.72)      | -91.24%      |
| Non-Resident Student               | \$ 32,452.00           | \$ 33,588.00           | \$ 33,588.00           | \$ 34,259.76           | \$ -                   | \$ (34,259.76)      | -100.00%     |
| Field Trips-Edu Related            | \$ 10,294.71           | \$ 15,542.19           | \$ 10,755.00           | \$ 15,853.03           | \$ 13,000.00           | \$ (2,853.03)       | -18.00%      |
| Extra/Co-Curricular                | \$ 22,937.76           | \$ 19,997.97           | \$ 13,125.00           | \$ 20,397.92           | \$ 23,000.00           | \$ 2,602.08         | 12.76%       |
| Food Services Operations           | \$ 106,833.58          | \$ 124,128.46          | \$ 99,165.36           | \$ 126,795.77          | \$ 112,097.10          | \$ (14,698.67)      | -11.59%      |
| Debt Serv-Cap Construct            | \$ 291,343.84          | \$ 317,600.00          | \$ 317,578.08          | \$ 323,952.00          | \$ 317,500.00          | \$ (6,452.00)       | -1.99%       |
| Adjustment to Prior Year           | \$ 12,440.77           |                        | \$ 3,704.77            |                        | \$ -                   | \$ -                | 0.00%        |
| Fund Transfers                     | \$ 1,075.20            |                        |                        |                        | \$ -                   | \$ -                | 0.00%        |
|                                    | <b>\$ 3,533,614.13</b> | <b>\$ 3,949,683.00</b> | <b>\$ 3,681,549.90</b> | <b>\$ 4,014,955.14</b> | <b>\$ 4,059,065.98</b> | <b>\$ 48,752.11</b> | <b>1.21%</b> |



**Craftsbury Town School District  
FY22 Proposed Revenue Budget**

|                                | FY19 Actual            | FY20 Actual            | FY21 Budget            | FY22 Proposed          | Variance (\$)       | Variance (%)  |
|--------------------------------|------------------------|------------------------|------------------------|------------------------|---------------------|---------------|
| Tuition-Pub VT LEAs-Prek       |                        | \$ 6,712.00            |                        | \$ -                   | \$ -                | 0.00%         |
| Tuition-Pub VT LEAs-Secondary  | \$589,156.82           | \$ 585,845.00          | \$ 643,500.00          | \$ 595,000.00          | \$ (48,500.00)      | -7.54%        |
| Invest Interest Earned         | \$22,479.57            | \$ 806.37              | \$ 22,500.00           | \$ 500.00              | \$ (22,000.00)      | -97.78%       |
| Food Serv-Sales to Stu         | \$17,739.46            | \$ 15,065.30           | \$ 18,000.00           | \$ 19,500.00           | \$ 1,500.00         | 8.33%         |
| Food Serv-Sales to Adlts       | \$3,625.35             | \$ 3,331.00            | \$ 3,500.00            | \$ 4,000.00            | \$ 500.00           | 14.29%        |
| Food Serv-Othr Local           |                        | \$ 172.00              |                        | \$ 200.00              | \$ 200.00           | 0.00%         |
| Admissions                     | \$1,105.08             | \$ 1,428.81            | \$ 1,100.00            | \$ 1,250.00            | \$ 150.00           | 13.64%        |
| Other Revenues-Rentals         |                        | \$ 1,200.00            |                        | \$ 1,200.00            | \$ 1,200.00         | 0.00%         |
| Serv to Pub VT LEAs            | \$56,501.99            | \$ 114,700.74          | \$ 30,826.39           | \$ 66,000.00           | \$ 35,173.61        | 114.10%       |
| Misc Other Local Revenue       | \$62,768.58            | \$ 2,303.22            | \$ 1,200.00            | \$ -                   | \$ (1,200.00)       | -100.00%      |
| <b>Total Local Sources</b>     | <b>\$753,376.85</b>    | <b>\$731,564.44</b>    | <b>\$720,626.39</b>    | <b>\$687,650.00</b>    | <b>-\$32,976.39</b> | <b>-4.58%</b> |
| St School Lunch Match          | \$777.82               | \$ 1,061.23            | \$ 800.00              | \$ 1,100.00            | \$ 300.00           | 37.50%        |
| St CN Breakfast                | \$479.01               |                        | \$ 500.00              | \$ -                   | \$ (500.00)         | -100.00%      |
| St Addl Breakfast Reimb        | \$742.80               | \$ 1,346.62            | \$ 750.00              | \$ 1,500.00            | \$ 750.00           | 100.00%       |
| Fed School Lunch               | \$35,994.72            | \$ 27,292.20           | \$ 40,000.00           | \$ 38,500.00           | \$ (1,500.00)       | -3.75%        |
| Fed Schl Bkfst/StartUp         | \$21,766.14            | \$ 16,200.93           | \$ 25,000.00           | \$ 23,500.00           | \$ (1,500.00)       | -6.00%        |
| St Reduced Lunch               | \$1,074.00             | \$ 944.00              | \$ 1,500.00            | \$ 1,500.00            | \$ -                | 0.00%         |
| Othr Subgrt                    |                        | \$ 8,322.60            |                        | \$ 8,000.00            | \$ 8,000.00         | 0.00%         |
| Fed Summer Food Serv           |                        | \$ 17,500.00           |                        | \$ -                   | \$ -                | 0.00%         |
| <b>Total SUBGRANTS-OSSU</b>    | <b>\$60,834.49</b>     | <b>\$72,667.58</b>     | <b>\$68,550.00</b>     | <b>\$74,100.00</b>     | <b>\$5,550.00</b>   | <b>8.10%</b>  |
| Education Spending Grant       | \$2,626,842.00         | \$2,812,040.00         | \$ 2,895,285.73        | \$ 2,981,925.63        | \$ 86,639.90        | 2.99%         |
| Tech Center on Behalf Payments | \$23,559.00            | \$ 22,738.00           | \$ 32,161.29           | \$ 42,949.99           | \$ 10,788.70        | 33.55%        |
| Small Schools Grant            | \$132,596.00           | \$ 137,461.00          | \$ 158,193.00          | \$ 137,086.00          | \$ (21,107.00)      | -13.34%       |
| Reimburs-Drivers Ed            | \$2,433.40             | \$ 1,418.80            | \$ 2,500.00            | \$ 1,500.00            | \$ (1,000.00)       | -40.00%       |
| Tech Ed-Transportation         | \$9,828.00             | \$ -                   | \$ 11,000.00           | \$ -                   | \$ (11,000.00)      | -100.00%      |
| High School Completion         | \$6,955.00             | \$ -                   | \$ 7,000.00            | \$ -                   | \$ (7,000.00)       | -100.00%      |
| <b>Total State Sources</b>     | <b>\$2,802,213.40</b>  | <b>\$2,973,657.80</b>  | <b>\$3,106,140.02</b>  | <b>\$3,163,461.62</b>  | <b>\$57,321.60</b>  | <b>1.85%</b>  |
| Cash Lieu Cmmdities            | \$5,394.63             | \$ 6,439.57            | \$ 3,462.78            | \$ 6,600.00            | \$ 3,137.22         | 90.60%        |
| <b>Total Federal Sources</b>   | <b>\$5,394.63</b>      | <b>\$6,439.57</b>      | <b>\$3,462.78</b>      | <b>\$6,600.00</b>      | <b>\$3,137.22</b>   | <b>90.60%</b> |
| Adjustments to Prior Year      | \$4,252.35             | \$ 21,977.95           |                        | \$ -                   | \$ -                | 0.00%         |
| TRNSFRS fr Rsrv                |                        | \$ -                   | \$ 116,175.95          | \$ 127,254.36          | \$ 11,078.41        | 9.54%         |
| VISBIT Refund                  | \$3,719.35             | \$ 7,939.28            |                        | \$ -                   | \$ -                | 0.00%         |
| <b>Total Other Sources</b>     | <b>\$7,971.70</b>      | <b>\$29,917.23</b>     | <b>\$116,175.95</b>    | <b>\$127,254.36</b>    | <b>\$11,078.41</b>  | <b>9.54%</b>  |
| <b>TOTAL REVENUE</b>           | <b>\$ 3,629,791.07</b> | <b>\$ 3,814,246.62</b> | <b>\$ 4,014,955.14</b> | <b>\$ 4,059,065.98</b> | <b>\$ 44,110.84</b> | <b>1.10%</b>  |
| Offsetting Local Revenue       | \$ 979,390.07          | \$ 979,468.62          | \$ 1,087,508.12        | \$ 1,034,190.36        | \$ (53,317.76)      | -4.90%        |
| Education Fund Needed          | \$ 2,650,401.00        | \$ 2,834,778.00        | \$ 2,927,447.02        | \$ 3,024,875.62        | \$ 97,428.60        | 3.33%         |

Orleans Southwest Supervisory Union  
CRAFTSBURY

**FY22 Estimated Tax Rate**

| Act 68 Tax Factors                         |           |
|--|-----------|
| Expenditures                               | 4,218,712 |
| Changes                                    | 159,646   |
| (1) Total Expenditures                     | 4,059,066 |
| (2) - Offsetting Revenue                   | 1,034,190 |
| (3) Act 68 Education Spending              | 3,024,876 |
| (4) Equalized Pupils                       | 163.39    |
| (5) Education Spending Per Pupil Cost      | 18,513.22 |
| Less exclusions                            | 2,029     |
| THRESHOLD PENALTY                          | 16,484.54 |
| Adjusted PP spending                       | 18,513.22 |
| Ed Spending Per Eq Pupil Used for Tax Rate | 18,513.22 |
| Equalized Residential Tax Rate             | 1.7201    |
| Less merger incentive                      | 0.0000    |
| (6) Preliminary Equalized Tax Rate         | 1.7201    |
| Equalized Non-Residential Rate             | 1.7300    |

FY 22 estimate

NO PENALTY

|                                       |        |                        |
|---------------------------------------|--------|------------------------|
| Yield Amount (using \$1.00 base rate) | 10.763 | Tax Letter Yield model |
| Income Yield                          | 12.825 | Tax Letter Yield model |
| Income Cap Percent                    | 2%     | Tax Letter Yield model |
| VT Residential rate                   | 1.0000 | Tax Letter Yield model |
| VT Non-Residential rate               | 1.7300 | Tax Letter             |

FY22 FIGURES

|          |                        |                           |
|----------|------------------------|---------------------------|
| FY22     | PER PUPIL OVER/(UNDER) | TOTAL AMOUNT OVER/(UNDER) |
| \$18,789 | -\$2,304.46            | -\$376,526.09             |

| CRAFTSBURY                              |                  |
|---|------------------|
| Preliminary Equalized Tax Rate          | 1.7201           |
| (7) (WAS 97.22% CURRENT YR) CLA         | 97.44% FY22      |
| (8) FY22 Homestead (Actual) Tax Rate    | 1.7653 AFTER CLA |
| FY21 Homestead (Actual) Tax Rate        | 1.7228 AFTER CLA |
| (9) FY22 Homestead Incr(Decr) over FY21 | 0.0425 AFTER CLA |
| FY22 Income Yield                       | 2.89%            |

|                                       |           |
|---------------------------------------|-----------|
| FY21 CRAFTSBURY Ed Sp per Eq Pupil    | 18,420.89 |
| FY22 CRAFTSBURY Ed Sp per Eq Pupil    | 18,513.22 |
| (10) % Increase in Ed Sp per Eq Pupil | 0.50%     |

|    |          |                             |
|----|----------|-----------------------------|
| \$ | 42.47    | Increase on \$100,000 home  |
| \$ | 1,765.27 | Total tax on \$100,000 home |

**OSSU & Member School Districts  
Tax Rate Calculation Description**

| Row   | Explanation   |
|---|---|
| 1   | Total Expenditures represents the money spent to operate all school district programs, functions, and services.   |
| 2   | Local Revenues represents non-property income tax revenue.  |
| 3   | Education Spending (ES) is row #1 minus row #2. It represents the amount to come from the State Education Fund.   |
| 4   | Equalized Pupils (EP) represents the average of the district's students for the prior two years, weighted based on a variety of factors, such as for PreK, poverty, English Language Learner (ELL), and secondary students.   |
| 5   | Educational Spending (ES) per Equalized Pupil (EP) is row #3 divided by row #4.   |
| 6   | Equalized Homestead Tax Rate is the District Spending Adjustment (row #6) multiplied by the base tax rate of \$1.00. It represents the homestead tax rate that is equalized across all towns based on each town's level of spending.  |
| 7   | Common Level of Appraisal (CLA) represents the relationship of each town's grand list to market value. 100% means that a town's grand list is at market value. The CLA is calculated by the state based on actual property sales in a community throughout the year and is used in the tax calculation to represent fairness across all towns in the state. |
| 8   | Actual Homestead Tax Rate is row #7 divided by row #8 and represents what the homestead education property tax is that will appear on each town's property tax bill.  |
| 9   | Homestead Tax Rate Increase (Decrease) over the previous year's tax rate.   |
| 10  | Percent Increase (Decrease) of Education Spending per Equalized Pupil over the previous year.   |
| <b>Total tax amounts are as shown for properties assessed at \$100,000 assuming no income sensitivity adjustment.</b> |   |

*Please understand that these calculations are estimates since the legislature has not yet set the final property yield*

**Craftsbury School District  
Budget Notes  
FY22 (2021-2022)**

*With your continued support of Craftsbury Schools and our budget, the Board and its staff continue to improve the education of our greatest resource, our children.*

The proposed FY22 budget brings an estimated increase of \$0.0425 in the actual homestead tax rate for our homesteads.

Craftsbury's estimated Actual Homestead tax rate is \$1.7653 per \$100 of assessed home value, an increase of \$0.0425. This translates to an estimated increase of \$42.47 on a house valued at \$100,000.

**Some points of interest that affect this budget include the following:**

**REVENUES**

- Yearly tuition has increased from \$16,500 to \$17,000 but overall tuition Secondary tuition has decreased by (\$48,500).
- Interest Revenue decreased by (\$22,000).
- The Small School Grant decreased by (\$21,107).
- Tech Transportation is an SU revenue that is no longer sub-granted as all transportation is now assessed so this revenue budget decreased by (\$11,000).
- Half of the FY20 Fund Balance was applied to the expense budget: \$127,254.36. The other half is proposed to put in the building maintenance fund.

**EXPENSES**

- This budget continues to preserve all academic programs.
- This budget increases the Art program from 0.4FTE to (2) 0.5FTE to have Art available at all levels.
- This budget reconfigures to have the Athletic Director (0.3FTE) and Physical Education Teacher (0.7FTE) combined for a full 1.0FTE.
- This budget increases the Elementary Administrative Assistant from 6 hours per day to 7 hours per day.
- This budget adds a 0.5FTE custodial position.
- This budget supports the current addition of a 3<sup>rd</sup> grade teacher.
- This budget supports the previously grant funded position of Math Interventionist (0.4FTE).
- This budget supports an increase of support to the REACH! after school program.
- There was a 9.6% cost increase in health insurance absorbed in this FY22 budget.

**SUMMARY**

- Total expenditures are up \$48,752.11.
- Local Revenues are down (\$53,317.76).
- This results in a \$97,428.60 increase in Education Spending.
- Equalized Pupils are up 5.58.
- Education Spending per Equalized Pupil is increasing 0.50%
- CLA increased 0.22%
- All of this contributes to the increase in the tax rate which can be better understood by following the tax Impact calculations and explanations.

Voters are encouraged to review the 2019-2020 Craftsbury Town School Report to learn more about the educational programming and goals that will be supported by this budget.

| District: <b>Craftsbury</b><br>SU: <b>Orleans Southwest</b>  |   | T055<br>Orleans County              |                                     |                               | Property dollar equivalent yield<br><b>10,763</b><br><b>12,825</b> | Homestead tax rate per \$10,763 of spending per equalized pupil<br><b>1.00</b> | Income dollar equivalent yield per 2.0% of household income |
|--|---|-------------------------------------|-------------------------------------|-------------------------------|--|--|---|
| Expenditures   |   | FY2019                              | FY2020                              | FY2021                        | FY2022   |  |   |
| 1.   | <b>Budget</b> (local budget, including special programs, full technical center expenditures, and any Act 144 expenditures)  | \$3,646,582                         | \$3,972,421                         | \$4,014,956                   | \$4,059,066  |  |   |
| 2.   | plus Sum of separately warned articles passed at town meeting   | -                                   | -                                   | -                             | -  |  |   |
| 3.   | minus Act 144 Expenditures, to be excluded from Education Spending (Manchester & West Windsor only)   | -                                   | -                                   | NA                            | -  |  |   |
| 4.   | <b>Locally adopted or warned budget</b>   | \$3,646,582                         | \$3,972,421                         | \$4,014,956                   | \$4,059,066  |  |   |
| 5.   | plus Obligation to a Regional Technical Center School District if any   | -                                   | -                                   | -                             | -  |  |   |
| 6.   | plus Prior year deficit repayment of deficit  | -                                   | -                                   | -                             | -  |  |   |
| 7.   | <b>Total Budget</b>   | \$3,646,582                         | \$3,972,421                         | \$4,014,956                   | \$4,059,066  |  |   |
| 8.   | S.U. assessment (included in local budget) - informational data   | \$549,350                           | \$617,431                           | \$707,433                     | \$749,833  |  |   |
| 9.   | Prior year deficit reduction (included in expenditure budget) - informational data  | -                                   | -                                   | -                             | -  |  |   |
| <b>Revenues</b>  |   |                                     |                                     |                               |  |  |   |
| 10.  | Offsetting revenues (categorical grants, donations, tuitions, surplus, etc., including local Act 144 tax revenues)  | \$985,000                           | \$1,137,643                         | \$1,087,508                   | \$1,034,190  |  |   |
| 11.  | plus Capital debt aid for eligible projects pre-existing Act 60   | -                                   | -                                   | -                             | -  |  |   |
| 12.  | minus All Act 144 revenues, including local Act 144 tax revenues (Manchester & West Windsor only)   | -                                   | -                                   | NA                            | NA   |  |   |
| 13.  | <b>Offsetting revenues</b>  | \$985,000                           | \$1,137,643                         | \$1,087,508                   | \$1,034,190  |  |   |
| 14.  | <b>Education Spending</b>   | \$2,661,582                         | \$2,834,778                         | \$2,927,448                   | \$3,024,876  |  |   |
| 15.  | Equalized Pupils  | 153.88                              | 154.05                              | 158.92                        | 163.39   |  |   |
| <b>Education Spending per Equalized Pupil</b>  |   | \$17,296.48                         | \$18,401.67                         | \$18,420.89                   | \$18,513.22  |  |   |
| 17.  | minus Less ALL net eligible construction costs (or P&I) per equalized pupil   | \$1,894.98                          | \$2,061.67                          | -                             | \$1,943.20   |  |   |
| 18.  | minus Less share of SpEd costs in excess of \$60,000 for an individual (per eqpup)  | \$50.47                             | \$39.62                             | \$43.98                       | \$29.44  |  |   |
| 19.  | minus Less amount of deficit if deficit is SOLELY attributable to tuitions paid to public schools for grades the district does not operate for new students who moved to the district after the budget was passed (per eqpup) | -                                   | -                                   | -                             | -  |  |   |
| 20.  | minus Less SpEd costs if excess is solely attributable to new SpEd spending if district has 20 or fewer equalized pupils (per eqpup)  | -                                   | -                                   | -                             | -  |  |   |
| 21.  | minus Estimated costs of new students after census period (per eqpup)   | -                                   | -                                   | -                             | -  |  |   |
| 22.  | minus Total tuitions if tuitioning ALL K-12 unless electorate has approved tuitions greater than average announced tuition (per eqpup)  | -                                   | -                                   | -                             | -  |  |   |
| 23.  | minus Less planning costs for merger of small schools (per eqpup)   | -                                   | -                                   | -                             | -  |  |   |
| 24.  | minus Teacher retirement assessment for new members of Vermont State Teachers' Retirement System on or after July 1, 2015 (per eqpup)   | -                                   | -                                   | -                             | \$56.04  |  |   |
| 25.  | Excess spending threshold   | threshold = \$17,816                | threshold = \$18,311                | threshold = \$18,756          | threshold = \$18,789   |  |   |
| 26.  | plus Excess Spending per Equalized Pupil over threshold (if any)  | \$17,816.00                         | \$18,311.00                         | \$18,756.00                   | \$18,789.00  |  |   |
| 27.  | Per pupil figure used for calculating District Equalized Tax Rate   | \$17,296                            | \$18,402                            | \$18,421                      | \$18,513.22  |  |   |
| 28.  | District spending adjustment (minimum of 100%)  | 169,241%<br>based on yield \$10,220 | 172,818%<br>based on yield \$10,648 | 167,493%<br>based on \$10,883 | 172,008%<br>based on yield \$10,763                                |  |   |
| <b>Prorating the local tax rate</b>  |   |                                     |                                     |                               |  |  |   |
| 29.  | Anticipated district equalized homestead tax rate (to be prorated by line 30) [(\$18,513.22 + (\$10,763 / \$1.00)]  | \$1.6924<br>based on \$1.00         | \$1.7282<br>based on \$1.00         | \$1.6749<br>based on \$1.00   | \$1.7201<br>based on \$1.00  |  |   |
| 30.  | Percent of Craftsbury equalized pupils not in a union school district   | 100.00%                             | 100.00%                             | 100.00%                       | 100.00%  |  |   |
| 31.  | Portion of district eq homestead rate to be assessed by town (100.00% x \$1.72)   | \$1.6924                            | \$1.7282                            | \$1.6749                      | \$1.7201   |  |   |
| 32.  | <b>Common Level of Appraisal (CLA)</b>  | 108.80%                             | 103.62%                             | 97.22%                        | 97.44%   |  |   |
| 33.  | Portion of actual district homestead rate to be assessed by town (\$1.7201 / 97.44%)  | \$1.5555<br>based on \$1.00         | \$1.6678<br>based on \$1.00         | \$1.7228<br>based on \$1.00   | \$1.7653<br>based on \$1.00  |  |   |
| If the district belongs to a union school district, this is only a PARTIAL homestead tax rate. The tax rate shown represents the estimated portion of the final homestead tax rate due to spending for students who do not belong to a union school district. The same holds true for the income cap percentage. |   |                                     |                                     |                               |  |  |   |
| 34.  | Anticipated income cap percent (to be prorated by line 30) [(\$18,513.22 + \$12,825) x 2.00%]   | 2.79%<br>based on 2.00%             | 2.81%<br>based on 2.00%             | 2.72%<br>based on 2.00%       | 2.89%<br>based on 2.00%  |  |   |
| 35.  | Portion of district income cap percent applied by State (100.00% x 2.89%)   | 2.79%<br>based on 2.00%             | 2.81%<br>based on 2.00%             | 2.72%<br>based on 2.00%       | 2.89%<br>based on 2.00%  |  |   |
| 36.  | #N/A  | -                                   | -                                   | -                             | -  |  |   |
| 37.  | #N/A  | -                                   | -                                   | -                             | -  |  |   |

- Following current statute, the Tax Commissioner recommended a property yield of \$10,763 for every \$1.00 of homestead tax per \$100 of equalized property value. The Tax Commissioner also recommended an income yield of \$12,825 for a base income percent of 2.0% and a non-residential tax rate of \$1.73. **New and updated data will likely change the proposed property and income yields and perhaps the non-residential rate.**

- Final figures will be set by the Legislature during the legislative session and approved by the Governor.

- The base income percentage cap is 2.0%.

# Craftsbury Town School District

## 2019- 2020 Employee Report

This is a comprehensive list of all contracted employee earnings for the fiscal year

| Name                    | Description                    | Position |      | Contract Amount        | FLT Amount          | Stipend Amount      | Total                  |
|-------------------------|--------------------------------|----------|------|------------------------|---------------------|---------------------|------------------------|
|                         |                                | FTE      | Days |                        |                     |                     |                        |
| Augsberger, Senta       | Physical Education             | 0.20     | 185  | \$ 12,315.20           | \$ -                | \$ 2,500.00         | \$ 14,815.20           |
| Bailey, John M Jr.      | Custodian                      | 1.00     | 112  | \$ 14,973.06           | \$ -                | \$ -                | \$ 14,973.06           |
| Bjerke, Ryan            | Facilities Manager             | 1.00     | 262  | \$ 64,294.00           | \$ -                | \$ 1,603.58         | \$ 65,897.58           |
| Bledsoe, Margaret       | Math                           | 1.00     | 185  | \$ 68,087.00           | \$ 975.00           | \$ 368.04           | \$ 69,430.04           |
| Brochu, David G         | Custodian                      | 0.50     | 35   | \$ 2,925.31            | \$ -                | \$ -                | \$ 2,925.31            |
| Coffin, Edna I          | Food Service Assistant         | 0.63     | 194  | \$ 15,804.77           | \$ -                | \$ 1,132.51         | \$ 16,937.28           |
| Considine, Alana        | Foreign Language               | 0.60     | 185  | \$ 29,802.00           | \$ -                | \$ -                | \$ 29,802.00           |
| Doerr, Cynthia          | School Nurse                   | 0.90     | 192  | \$ 32,471.83           | \$ -                | \$ 976.34           | \$ 33,448.17           |
| Fogg, Margaret F        | Art                            | 1.00     | 185  | \$ 64,832.00           | \$ 1,125.00         | \$ -                | \$ 65,957.00           |
| Greenia, Merri A        | Principal                      | 1.00     | 262  | \$ 99,803.00           | \$ 4,875.00         | \$ -                | \$ 104,678.00          |
| Guebara, Sally E        | Guidance Counselor             | 1.00     | 185  | \$ 68,087.00           | \$ 450.75           | \$ 2,972.16         | \$ 71,509.91           |
| Hess, Charles R Jr.     | Driver Educator                | 0.69     | 185  | \$ 36,843.93           | \$ -                | \$ -                | \$ 36,843.93           |
| Holbrook, Hillarie A    | Grade 3 & 4                    | 1.00     | 185  | \$ 46,136.00           | \$ -                | \$ 3,207.16         | \$ 49,343.16           |
| Hutchens, James B       | Social Studies                 | 1.00     | 83   | \$ 9,359.06            | \$ -                | \$ -                | \$ 9,359.06            |
| Johns, Mary Ellen E     | Behavior Specialist            | 1.00     | 71   | \$ 11,335.43           | \$ -                | \$ 516.64           | \$ 11,852.07           |
| Krebs, Alyssa A         | English                        | 1.00     | 185  | \$ 59,158.00           | \$ -                | \$ -                | \$ 59,158.00           |
| Languerand, Christine M | Grade 5 & 6                    | 1.00     | 185  | \$ 54,135.00           | \$ -                | \$ -                | \$ 54,135.00           |
| Lanpher, Fawn           | Executive Assistant            | 1.00     | 70   | \$ 10,181.61           | \$ 1,646.63         | \$ 521.73           | \$ 12,349.97           |
| Linck, Jennifer         | Library & Media Specialist     | 0.80     | 185  | \$ 45,688.80           | \$ -                | \$ -                | \$ 45,688.80           |
| Lyon, Tina C            | Grade 5 & 6                    | 1.00     | 185  | \$ 61,855.00           | \$ -                | \$ -                | \$ 61,855.00           |
| McGill, Casey J         | English                        | 1.00     | 185  | \$ 48,182.00           | \$ -                | \$ 1,603.58         | \$ 49,785.58           |
| Mesa, Valerie           | Kindergarten                   | 1.00     | 185  | \$ 55,344.00           | \$ 1,125.00         | \$ -                | \$ 56,469.00           |
| Michaud, Emily          | Admin Asst/Registrar           | 1.00     | 192  | \$ 16,299.18           | \$ -                | \$ 2,949.39         | \$ 19,248.57           |
| Miller, Sarah S         | Foreign Language               | 1.00     | 185  | \$ 52,647.00           | \$ -                | \$ 420.00           | \$ 53,067.00           |
| Otto, Amanda L          | Art                            | 0.10     | 134  | \$ 4,136.69            | \$ -                | \$ -                | \$ 4,136.69            |
| Reed, Megan E.          | Science                        | 1.00     | 185  | \$ 55,902.00           | \$ -                | \$ 1,208.68         | \$ 57,110.68           |
| Shore, Jacob E          | Substitute - Long Term Sub     | 1.00     | 88   | \$ 18,142.08           | \$ -                | \$ 206.16           | \$ 18,348.24           |
| Shore, Jacob E          | Substitute - Long Term Sub     | 1.00     | 34   | \$ 5,705.10            | \$ -                | \$ 206.16           | \$ 5,911.26            |
| Thompson, Amy           | Athletic & Activities Director | 1.00     | 200  | \$ 30,000.00           | \$ -                | \$ -                | \$ 30,000.00           |
| Thurber, Beverly J      | English                        | 0.20     | 185  | \$ 12,315.20           | \$ 750.00           | \$ -                | \$ 13,065.20           |
| Topping, Jacob J        | Music                          | 1.00     | 185  | \$ 43,159.00           | \$ 1,762.50         | \$ -                | \$ 44,921.50           |
| Tourangeau, Darrin A    | Custodian                      | 1.00     | 262  | \$ 33,932.61           | \$ -                | \$ -                | \$ 33,932.61           |
| Walczkowski, Jane A     | Science                        | 1.00     | 185  | \$ 57,391.00           | \$ 937.50           | \$ -                | \$ 58,328.50           |
| Williams, Cheryl M      | Grade 1 & 2                    | 1.00     | 185  | \$ 64,832.00           | \$ 1,125.00         | \$ -                | \$ 65,957.00           |
| Willis-Powell, Cora M   | Executive Assistant            | 1.00     | 192  | \$ 27,027.65           | \$ -                | \$ -                | \$ 27,027.65           |
| Wright, Fay H           | Food Service manager           | 1.00     | 194  | \$ 25,748.00           | \$ -                | \$ 796.32           | \$ 26,544.32           |
|                         |                                |          |      | <b>\$ 1,358,851.51</b> | <b>\$ 14,772.38</b> | <b>\$ 21,188.45</b> | <b>\$ 1,394,812.34</b> |

**Craftsbury Town School District Meeting 3/3/20 – ABSTRACT OF MINUTES**

**Article 1.** Moderator – Jeannine Young was nominated, there were no other nominations

District Treasurer - Yvette Brown was nominated, there were no other nominations

District Clerk – Yvette Brown was nominated, there were no other nominations

**Article 2.** School District Officer for a term of three years, Kasey Allen was nominated and Michelle Menard. 92 votes cast Needed: 47 Kasey Allen: 59 Michelle Menard: 32 Spoiled: 1. Kasey Allen was elected for a term of three years.

School District Officer for a term of two years, Michelle Menard was nominated there were no other nominations. Michelle Menard was elected for a two-year term.

**Article 3.** To see if the voters of the school district will authorize the following salaries. School board chair \$0.00, School board member \$0.00, district treasurer \$4997.00 a year, district clerk \$0.00. The article was voted and carried.

**Article 4.** Shall the voters of the school district approve the board to expend \$4,014.955.00 which is the amount the School Board has determined necessary for the ensuing fiscal year? It is estimated that this proposed budget, if approved will result in education spending of \$18,346.66 per equalized pupil. This is projected spending per equalized pupil is 0.14% lower than spending for the current year. Votes Cast 132 Needed: 67 Yes: 89 No: 43 the article carried.

**Article 5.** To see if the voters of the school district will authorize the school board to borrow money in anticipation of state revenues. The article passed.



# Orleans Southwest Supervisory Union

---

## Fiscal Year 2022 Supervisory Union Shared Services Budget

Empowering students with the knowledge, skills and disposition to be college and career ready and become successful, responsible and contributing members of society -- locally and globally.

### Town School Districts

- Craftsbury
- Stannard
- Wolcott

### Union School Districts

- Hazen Union
- Orleans Southwest Union Elementary

OSSU is an educational services, planning, and administrative unit that serves six towns and five school districts.



Dear Members of the OSSU Community;

It goes without saying that 2020 will go down as one of the most challenging years in recent history. It was the year where we faced an unprecedented public health challenge - it was the year that we were forced to teach our children remotely in order to keep them and everyone around them safe and it was the year where we had to make tough decisions about how to continue to educate our students during this academic year in light of the lingering existence of COVID. It was also the year where we saw what our leadership, our faculty, our staff, our parents and our students were made of .

We saw the leadership, faculty and staff shift gears quickly to support to our students and families in ways we never had to before. We saw maintenance staff work tirelessly to make sure that the spaces were safe and kitchen staff organizing to make sure our families were fed. We saw the tech staff work to bring internet access to as many students as was possible and we saw teachers and student support personnel working hard to find creative ways to educate our students remotely and keep them engaged. We saw students and parents navigating the challenges of remote learning often coming up with their own creative ways to get it done. We saw District School Boards struggling with putting together budgets and work plans in uncertain times- planning for the worst case scenarios and hoping for the best.

While many would like to focus on the weaknesses of our system it is only fair that we also focus on our strengths and the ability of everyone involved in this supervisory union to use their creativity, collaborative spirit and ingenuity to get education done during these long months of the pandemic. Was it perfect - no. Were there challenges that are still needing to be met- Probably so. Would we want to have to go through this again - preferably not. AND did those who are responsible for making sure that our children are safe and educated rise to the occasion and do what they needed to do to get it done- Absolutely.

This is the time to recognize the commitment and the efforts of everyone involved in the Orleans Southwest Supervisory Union - from the staff, the faculty, the administrators, contractors, and the Central office personnel to the members of each district board. Everyone pitched-in in their capacity to make difficult decisions, to plan for an uncertain future, and mostly to stay focused on the business of educating the children of this community as safely as we could.

I hope that we never have to face a challenge like this again. However I feel confident after witnessing it up close as the OSSU Board Chair during this time, that if we do, those who we have entrusted to shepherd our schools and educate our children through something like this are up to the task and will not let us down. A huge expression of gratitude goes out to every last one of them and to the community that supports them.

Sincerely,  
Amy Rosenthal  
Chair  
OSSU Board

# ORLEANS SOUTHWEST SUPERVISORY UNION

P.O. Box 338/157 Daniels Rd., Hardwick, Vermont 05843 ♦ (802) 472-6531 ♦ Fax (802) 472-6250 ♦  
www.ossu.org

**Adam Rosenberg**  
Superintendent of Schools

**Heather M.  
Freeman**  
Director of  
Student Services

**Amy Massé**  
Director of Curriculum,  
Instruction, & Assessment

**David Martin**  
Director of  
Communication & Technology

**Brittany Currie**  
Director of  
Finance

11/16/2020

Dear OSSU community:

It has certainly been an unusual year, and I want to thank all of you for your flexibility and understanding as we navigate these uncharted waters. Through it all, we have endeavored to address individual family needs by providing both remote and in-person learning opportunities. Teachers have been learning new instructional practices in order to accommodate anywhere/anytime learning so that all students, regardless of where they are or when they engage, have access to quality instruction. As of this writing, we are fortunate to have been able to offer in-person learning to all of our students since the start of the school year, continuing uninterrupted through the first quarter.

This pandemic has caused us to change the way we do business, from implementing new health and safety procedures to serving students who are both in person and remote. We have viewed this time as an opportunity to continue to shift our instructional model from a teacher-driven to a student-driven dynamic that cultivates learner agency through reflective practice. Staff have worked to personalize learning for students by giving them choices, providing online platforms for them to learn new concepts and skills and practice old ones, and engaging them both individually and cooperatively in hands-on projects and outdoor learning.

Prior to students' return to school this past fall, our priority was their social and emotional wellbeing. Even before COVID-19, our leadership team had identified Social and Emotional Learning (SEL) as a focus, contracting with the Developmental Designs organization to provide all OSSU staff with four full days of training during inservice days from fall to spring of this school year. Our August training gave staff strategies and protocols to help students readjust as

*Craftsbury Town School District ♦ Hazen Union School District ♦ Orleans Southwest Union Elementary School District  
♦ Wolcott Town School District ♦ Stamard Town School District*

---

Equal Opportunity Employer

they returned to school. As we continue through the year we know that, before academic learning can be successful, students must first feel cared for and comfortable in their school communities.

Nationally, as issues of health and safety intertwine with social and racial identity during this pandemic, OSSU continues its work toward equity literacy. Some of our board members and our OSSU leadership team are reading “White Fragility” and learning to look at problem solving and decision making through an equity lens. School staff are participating in similar discussions as we strive to ensure that all students have the access they need to resources that are right for them.

While pandemic protocols have made less porous the membrane between school and community, our committed community partners have found innovative ways to continue their relationships with students and staff in our schools. We thank them for helping to expand the classroom beyond the walls of our schools and into our communities as we strive to make the best of a situation that has challenged us all. And we thank all OSSU families and community members for working with us to ensure our students’ safety and health this year!

Stay well.  
Sincerely,



Adam Rosenberg  
Superintendent of Schools  
Orleans Southwest Supervisory Union  
Hardwick, VT

*Craftsbury Town School District ♦ Hazen Union School District ♦ Orleans Southwest Union Elementary School District  
♦ Wolcott Town School District ♦ Stannard Town School District*

---

Equal Opportunity Employer

**Cash Flow Fiscal Year 2020**  
Orleans Southwest Supervisory Union

|                                       | July-19      | August-19    | September-19 | October-19   | November-19  | December-19  | January-20   | February-20  | March-20     | April-20     | May-20       | June-20      |
|---------------------------------------|--------------|--------------|--------------|--------------|--------------|--------------|--------------|--------------|--------------|--------------|--------------|--------------|
| <b>Beginning Balance:</b>             | (246,271.44) | (145,811.86) | 130,572.13   | 1,330,378.71 | 774,913.96   | (29,606.54)  | 1,689,466.83 | 969,178.69   | 1,449,731.47 | 1,292,267.76 | 1,771,736.24 | 1,011,543.44 |
| <b>Receipts - (Add)</b>               |              |              |              |              |              |              |              |              |              |              |              |              |
| Taxes                                 |              |              |              |              |              |              |              |              |              |              |              |              |
| State Aid                             |              |              |              |              | 106,240.00   | 118,083.00   |              |              |              |              | 297,514.91   | 5,896.94     |
| GSSG                                  |              |              |              |              |              |              |              |              |              |              | 529.14       |              |
| Transportation Aid                    |              |              |              |              |              |              |              |              |              |              |              |              |
| Driver's Ed                           |              |              |              |              |              |              |              |              |              |              |              |              |
| Grants                                | 18,186.84    | 960,301.68   | 69,246.42    | 70,794.71    | 141,310.03   | 1,067,038.22 | 25,062.85    |              | 336,239.55   |              |              | 205,760.80   |
| Tuition                               |              |              |              |              |              | 15,360.00    | 32,928.00    |              |              |              | 1,678.00     |              |
| Tech tuition on Behalf                |              |              |              |              |              |              |              |              |              |              |              |              |
| Summer Meal Donations                 | 250.00       |              |              |              |              |              |              |              |              |              |              |              |
| Fed/State Food Service Reimbursement  | 15,300.64    | 7,800.21     | 5,271.95     | 8,116.58     | 41,219.34    | 46,805.71    | 5,947.24     | 89,935.59    | 38,421.36    | 18,237.69    | 48,518.76    | 70,589.92    |
| Interest                              |              |              |              |              |              |              |              |              |              |              |              |              |
| Checking Interest                     | 29.39        | 24.88        | 27.56        | 31.85        | 31.86        | 30.83        | 33.81        | 28.69        | 30.73        | 30.74        | 31.76        | 30.74        |
| ICS Interest                          | 17.64        | 17.94        | 119.51       | 100.49       | 37.57        | 163.43       | 153.34       | 127.08       | 120.65       | 148.46       | 170.58       | 101.90       |
| Misc. Reimbursements, Services & Rent | 528,459.21   | 7,245.93     | 2,327,434.96 | 73,589.96    | 378,068.59   | 1,271,959.91 | 57,833.10    | 1,474,950.80 | 347,389.71   | 1,084,075.66 | 319,869.90   | 181,792.19   |
| Voided checks & chargebacks           |              | 2,475.53     | 1,932.00     |              |              |              |              |              |              | 2,950.00     | 200.96       | 882.04       |
| Less Recording to DataPath            |              |              | 15,108.74    | 15,847.09    | 16,307.82    | 5,658.12     |              |              |              |              |              |              |
| <b>Total Receipts:</b>                | 315,972.28   | 832,054.31   | 2,549,713.27 | 1,498,859.39 | 1,458,129.17 | 2,495,492.68 | 1,811,425.17 | 2,534,220.85 | 2,171,933.47 | 2,397,710.31 | 2,440,250.25 | 1,477,416.72 |
| <b>Disbursements - (Subtract)</b>     |              |              |              |              |              |              |              |              |              |              |              |              |
| Current Expenses                      |              |              |              |              |              |              |              |              |              |              |              |              |
| Payroll Warrants                      | 136,102.95   | 149,316.33   | 401,249.08   | 416,015.96   | 616,890.41   | 419,052.35   | 420,862.86   | 410,754.77   | 406,909.70   | 388,733.27   | 613,421.73   | 956,776.90   |
| Vendor Warrants                       | 271,646.57   | 504,283.07   | 788,725.66   | 272,178.91   | 854,934.79   | 368,386.08   | 317,428.74   | 646,204.07   | 439,958.56   | 214,999.80   | 805,056.20   | 566,101.62   |
| Auto Payments to DataPath             | 54,034.62    | 47,882.78    | 29,359.82    | 35,750.56    | 15,910.51    | 18,587.42    | 103,954.88   | 27,530.54    | 32,797.45    | 22,241.00    | 10,228.88    | 17,813.65    |
| <b>Total Disbursements:</b>           | 461,784.14   | 701,482.18   | 1,219,334.56 | 723,945.43   | 1,487,735.71 | 806,025.85   | 842,246.48   | 1,084,489.38 | 879,665.71   | 625,974.07   | 1,428,706.81 | 1,540,692.17 |
| <b>Ending Cash Balance:</b>           | (145,811.86) | 130,572.13   | 1,330,378.71 | 774,913.96   | (29,606.54)  | 1,689,466.83 | 969,178.69   | 1,449,731.47 | 1,292,267.76 | 1,771,736.24 | 1,011,543.44 | (63,275.45)  |

Respectfully Submitted,



Orise Ainsworth, Treasurer

## OSSU FY22 Proposed Budget by Function

| FUNCTION DESCRIPTION               | FY19 ACTUAL     | FY20 BUDGETS    | FY20 ACTUAL     | FY21 BUDGETS     | FY22 PROPOSED BUDGET | Variance \$     | Variance (%) |
|------------------------------------|-----------------|-----------------|-----------------|------------------|----------------------|-----------------|--------------|
| Direct Instruction                 | \$ 1,140,347.35 | \$ 938,104.28   | \$ 1,164,831.06 | \$ 1,153,749.89  | \$ 932,696.46        | \$ (221,053.43) | -19.16%      |
| Special Education                  | \$ 3,605,014.58 | \$ 3,963,927.35 | \$ 3,739,907.14 | \$ 4,513,741.11  | \$ 4,183,668.23      | \$ (330,072.88) | -7.31%       |
| Athletics                          |                 | \$ 1,545.00     |                 | \$ 1,545.00      |                      | \$ (1,545.00)   | -100.00%     |
| Co-Curricular                      | \$ 8,273.29     |                 | \$ 5,375.83     |                  |                      | \$ -            | 0.00%        |
| Guidance Services                  | \$ 126,259.53   | \$ 184,352.61   | \$ 131,343.52   | \$ 196,350.54    | \$ 134,959.95        | \$ (61,390.59)  | -31.27%      |
| Health Services                    |                 |                 |                 | \$ 250,018.08    | \$ 272,317.35        | \$ 22,299.26    | 8.92%        |
| School Nurse                       | \$ 6,927.39     |                 | \$ 6,608.65     |                  |                      | \$ -            | 0.00%        |
| Psychological Services             | \$ 240,372.25   | \$ 258,070.47   | \$ 225,588.58   | \$ 318,359.43    | \$ 250,487.59        | \$ (67,871.85)  | -21.32%      |
| Spch Pathlgy/Audlgy Serv           | \$ 214,705.01   | \$ 320,063.17   | \$ 332,103.93   | \$ 278,690.87    | \$ 442,937.27        | \$ 164,246.40   | 58.93%       |
| Occupational Therapy               | \$ 55,505.01    | \$ 65,743.82    | \$ 62,434.95    | \$ 129,496.77    | \$ 140,143.66        | \$ 10,646.89    | 8.22%        |
| Othr Support Serv-Stu              | \$ 1,890.77     | \$ 1,500.00     | \$ 1,839.32     | \$ 3,500.00      | \$ 3,500.00          | \$ -            | 0.00%        |
| Instruct/CurriculumDevelop         | \$ 173,576.26   | \$ 182,621.23   | \$ 165,796.93   | \$ 253,315.54    | \$ 191,691.50        | \$ (61,624.04)  | -24.33%      |
| Instruct Staff Train               | \$ 3,305.01     | \$ 8,961.00     | \$ 19,197.50    | \$ 10,640.22     | \$ 21,629.84         | \$ 10,989.62    | 103.28%      |
| Othr Instruct Improve              | \$ 66,448.00    | \$ 82,586.24    | \$ 77,285.27    | \$ 9,000.00      | \$ 75,957.48         | \$ 66,957.48    | 743.97%      |
| Technology fr Instruct             |                 |                 |                 |                  |                      | \$ -            | 0.00%        |
| Board of Education                 | \$ 70,204.45    | \$ 70,525.36    | \$ 53,227.04    | \$ 68,335.69     | \$ 58,639.45         | \$ (9,696.24)   | -14.19%      |
| Board Treasurer                    | \$ 600.00       |                 | \$ 2,500.00     |                  | \$ 2,500.00          | \$ 2,500.00     | 0.00%        |
| Audit                              | \$ 70,892.29    | \$ 56,238.00    | \$ 64,856.96    | \$ 48,000.00     | \$ 55,200.00         | \$ 7,200.00     | 15.00%       |
| Legal Services                     | \$ 7,216.04     | \$ 20,600.00    | \$ 4,666.00     | \$ 21,012.00     | \$ 15,000.00         | \$ (6,012.00)   | -28.61%      |
| Exec Admin                         | \$ 265,404.12   | \$ 283,984.70   | \$ 257,501.04   | \$ 266,493.10    | \$ 288,001.81        | \$ 21,508.71    | 8.07%        |
| Office of the Principal            | \$ 408.75       |                 | \$ 1,496.32     |                  | \$ 645.90            | \$ 645.90       | 100.00%      |
| Othr Supp Serv-Schl Admin          | \$ 86,133.70    | \$ 94,741.80    | \$ 95,011.63    | \$ 100,811.95    | \$ 226,011.76        | \$ 125,199.81   | 124.19%      |
| Administration of Grants           | \$ 1,500.00     |                 |                 |                  |                      | \$ -            | 0.00%        |
| Fiscal Services                    | \$ 590,558.68   | \$ 614,133.28   | \$ 612,071.06   | \$ 639,469.37    | \$ 567,066.88        | \$ (72,402.49)  | -11.32%      |
| Personnel Services                 |                 |                 |                 |                  | \$ 102,279.73        | \$ 102,279.73   | 100.00%      |
| Administrative Technology Services | \$ 491,105.73   | \$ 620,255.98   | \$ 580,556.34   | \$ 585,652.59    | \$ 602,129.04        | \$ 16,476.44    | 2.81%        |
| Othr Supp Serv-Ctrl Serv           | \$ 132,179.84   | \$ 156,235.71   | \$ 160,914.44   | \$ 191,405.00    | \$ 4,000.00          | \$ 4,000.00     | 100.00%      |
| Operation of Buildings             |                 | \$ 515.00       |                 | \$ 525.30        |                      | \$ (525.30)     | -100.00%     |
| Maintenance of Buildings           |                 | \$ 1,052,436.00 | \$ 946,887.64   | \$ 1,227,282.00  | \$ 1,221,576.93      | \$ (5,705.07)   | -0.46%       |
| Resident Students                  | \$ 1,086,584.96 |                 | \$ 50,382.00    |                  |                      | \$ -            | 0.00%        |
| Non-Resident Student               |                 |                 |                 |                  |                      | \$ -            | 0.00%        |
| Field Trips-Edu Related            | \$ 5,690.15     |                 | \$ 540.00       | \$ 50,000.00     |                      | \$ (50,000.00)  | -100.00%     |
| Extra/Co-Curricular                | \$ 13,704.00    |                 | \$ 15,169.38    | \$ 14,949.36     | \$ 16,357.95         | \$ 1,408.58     | 9.42%        |
| Food Services Operations           | \$ 12,056.87    |                 | \$ 6,491.88     | \$ 20,685.00     | \$ 27,622.99         | \$ 6,937.99     | 33.54%       |
| Adjustment to Prior Year           | \$ 45,500.67    |                 | \$ 47,297.73    |                  |                      | \$ -            | 0.00%        |
| Fund Transfers                     | \$ 2,870.63     |                 | \$ 10,508.01    |                  |                      | \$ -            | 0.00%        |
| Subgrnt to membr districts         |                 |                 | \$ 17,739.94    |                  |                      | \$ -            | 0.00%        |
|                                    | \$ 8,525,235.33 | \$ 8,977,141.00 | \$ 8,860,130.09 | \$ 10,353,028.82 | \$ 10,036,089.89     | \$ (316,938.93) | -3.06%       |

OSSU FY22 Proposed Revenue Budget

| Revenues  | FY19 Actual            | FY20 Actual            | FY21 Budget             | FY22 Proposed           | Variance (\$)          | Variance (%)  |
|---|------------------------|------------------------|-------------------------|-------------------------|------------------------|---------------|
| Interest  | \$ 1,858.19            | \$ 1,641.43            | \$ 2,000.00             | \$ 2,500.00             | \$ 500.00              | 25.00%        |
| SU Assessment                                       | \$ 4,150,065.91        | \$ 4,458,893.00        | \$ 4,852,600.22         | \$ 5,024,777.59         | \$ 172,177.37          | 3.55%         |
| Purchased Services                                  | \$ 1,386,030.96        | \$ 1,475,399.80        | \$ 1,323,145.30         | \$ 1,040,039.98         | \$ (283,105.32)        | -21.40%       |
| Special Ed Excess Costs                             | \$ -                   | \$ 40,146.06           | \$ 15,000.00            | \$ -                    | \$ (15,000.00)         | -100.00%      |
| Miscellaneous                                       | \$ 91,119.06           | \$ 8,843.03            | \$ -                    | \$ -                    | \$ -                   | 0.00%         |
| State Aid Transportation                            | \$ 333,317.00          | \$ 318,720.00          | \$ 375,339.26           | \$ 353,372.89           | \$ (21,966.37)         | -5.85%        |
| Special Ed Mainstream Block Grant                   | \$ 439,852.00          | \$ 428,222.00          | \$ 439,852.00           | \$ 418,750.00           | \$ (21,102.00)         | -4.80%        |
| Special Ed - Ependitures Reimbursement              | \$ 1,745,588.00        | \$ 1,651,316.00        | \$ 2,227,508.66         | \$ 2,320,868.08         | \$ 93,359.42           | 4.19%         |
| Special Ed - Extraordinary Reimbursement            | \$ 411,737.08          | \$ 242,241.46          | \$ 487,583.52           | \$ 524,173.94           | \$ 36,590.42           | 7.50%         |
| Essential Early Education                           | \$ 88,978.00           | \$ 86,804.00           | \$ 89,000.00            | \$ 82,853.00            | \$ (6,147.00)          | -6.91%        |
| State Placed Student - Special Ed LEA Reimbursement | \$ 105,365.28          | \$ 2,340.00            | \$ 105,000.00           | \$ 2,500.00             | \$ (102,500.00)        | -97.62%       |
| Vocational Transportation                           | \$ 18,721.36           | \$ 17,739.94           | \$ -                    | \$ -                    | \$ -                   | 0.00%         |
| Transfer from Reserve                               | \$ -                   | \$ -                   | \$ 350,000.00           | \$ 178,254.41           | \$ (171,745.59)        | -49.07%       |
| Indirect Revenue                                    | \$ 57,247.19           | \$ 95,569.36           | \$ 86,000.00            | \$ 88,000.00            | \$ 2,000.00            | 2.33%         |
| Prior Year Revenue                                  | \$ 258,010.20          | \$ 34,424.09           | \$ -                    | \$ -                    | \$ -                   | 0.00%         |
| VSBIT Refund  | \$ -                   | \$ 3,647.85            | \$ -                    | \$ -                    | \$ -                   | 0.00%         |
| <b>Total Revenue</b>                                | <b>\$ 9,087,890.23</b> | <b>\$ 8,865,948.02</b> | <b>\$ 10,353,028.96</b> | <b>\$ 10,036,089.89</b> | <b>\$ (316,939.07)</b> | <b>-3.06%</b> |

### FY22 OSSU Shared Services Assessment Summary

FY22 Early Estimated Equalized pupil count (based on equalized pupils)

|              | HAZEN        | OSUESD       | Total        |
|--------------|--------------|--------------|--------------|
| CRAFTSBURY   | 0            | 0            | 0            |
| GREENSBORO   | 58.73        | 36.91        | 95.64        |
| HARDWICK     | 214.93       | 277.29       | 492.22       |
| STANNARD     | 0            | 14.56        | 14.56        |
| WOLCOTT      | 0            | 0            | 0            |
| WOODBURY     | 46.24        | 55.14        | 101.38       |
| <b>TOTAL</b> | <b>319.9</b> | <b>333.9</b> | <b>653.8</b> |

FY22 PRE-K

|              |              |
|--------------|--------------|
| Hardwick     | 28.25        |
| Greensboro   | 4.80         |
| Stannard     | 3.00         |
| Woodbury     | 4.50         |
| Wolcott      | 14.00        |
| Craftsbury   | 15.55        |
| <b>Total</b> | <b>70.10</b> |

FY22 Total

|                   |                   |                  |                     |
|-------------------|-------------------|------------------|---------------------|
| REG ED ASSESS     | \$ 425,543        | \$ 18,913        | \$ 696,433          |
| SPED ASSESS       | \$ 324,290        | \$ 28,442        | \$ 530,723          |
| <b>FY22 Total</b> | <b>\$ 749,833</b> | <b>\$ 47,355</b> | <b>\$ 1,227,158</b> |

FY22 % Alloc

|                   |               |               |               |
|-------------------|---------------|---------------|---------------|
| REG ED ASSESS     | 58.1%         | 38.2%         | 62.3%         |
| SPED ASSESS       | 41.9%         | 61.8%         | 37.7%         |
| <b>FY22 Total</b> | <b>100.0%</b> | <b>100.0%</b> | <b>100.0%</b> |

% CHANGE

|                   |              |               |              |
|-------------------|--------------|---------------|--------------|
| REG ED ASSESS     | 4.39%        | 45.19%        | 3.60%        |
| SPED ASSESS       | 4.39%        | 45.19%        | 3.60%        |
| <b>FY22 Total</b> | <b>4.39%</b> | <b>45.19%</b> | <b>3.60%</b> |

|  | Allocation                                      |   |   |   |   | Assessment           |                     |                     |                     |                     |                     |
|--|---|---|---|---|---|----------------------|---------------------|---------------------|---------------------|---------------------|---------------------|
|  | CRAFTSBURY                                      | STANNARD  | WOLCOTT   | HAZEN   | OSUESD  | CRAFTSBURY           | STANNARD            | WOLCOTT             | HAZEN               | OSUESD              | Total Assessment    |
|  | % Billed to Member Districts on Actual Services | % Billed to Member Districts on Actual Services | % Billed to Member Districts on Actual Services | % Billed to Member Districts on Actual Services | % Billed to Member Districts on Actual Services | \$                   | \$                  | \$                  | \$                  | \$                  | \$                  |
| <b>Purchased Services</b>                |   |   |   |   |   |                      |                     |                     |                     |                     |                     |
| ELL (1000)                               | 14.87%  | 1.30%   | 24.33%  | 29.11%  | 30.38%  | \$ 24,998            | \$ -                | \$ 6,083            | \$ 7,277            | \$ 7,595            | \$ 24,998           |
| SPED Pre-K (1200.01)                     | 22.18%  | 0.00%   | 19.97%  | 0.00%   | 57.85%  | \$ 46,087            | \$ -                | \$ -                | \$ -                | \$ -                | \$ 46,087           |
| SPED K-12 (1201 K-12)                    | 14.87%  | 1.30%   | 24.33%  | 29.11%  | 30.38%  | \$ 4,137,581         | \$ 3,266,292        | \$ 212,011          | \$ 253,636          | \$ 264,736          | \$ 8,712,889        |
| Guidance (2121)                          | 15.06%  | 0.00%   | 24.65%  | 29.50%  | 30.79%  | \$ 119,915           | \$ -                | \$ 29,565           | \$ 35,369           | \$ 36,917           | \$ 119,915          |
| Health Services (2131)                   | 15.06%  | 0.00%   | 24.65%  | 29.50%  | 30.79%  | \$ 272,317           | \$ -                | \$ 67,138           | \$ 80,320           | \$ 83,835           | \$ 272,317          |
| Psychological Services (2140)            | 14.87%  | 1.30%   | 24.33%  | 29.11%  | 30.38%  | \$ 250,488           | \$ -                | \$ 60,951           | \$ 72,918           | \$ 76,109           | \$ 250,488          |
| Speech Language Pathology                | 14.87%  | 1.30%   | 24.33%  | 29.11%  | 30.38%  | \$ 430,425           | \$ 36,766           | \$ 95,789           | \$ 114,596          | \$ 119,611          | \$ 395,659          |
| Occupational Therapy                     | 14.87%  | 1.30%   | 24.33%  | 29.11%  | 30.38%  | \$ 140,144           | \$ -                | \$ 34,101           | \$ 40,796           | \$ 42,582           | \$ 140,144          |
| Physical Therapy                         | 14.87%  | 1.30%   | 24.33%  | 29.11%  | 30.38%  | \$ 3,500             | \$ -                | \$ 852              | \$ 1,019            | \$ 1,063            | \$ 3,500            |
| Improvement of Instruction               | 15.06%  | 0.00%   | 24.65%  | 29.50%  | 30.79%  | \$ 211,692           | \$ -                | \$ 52,191           | \$ 62,438           | \$ 65,171           | \$ 211,692          |
| School Board/Treasurer/Audit/Legal       | 14.87%  | 1.30%   | 24.33%  | 29.11%  | 30.38%  | \$ 130,661           | \$ -                | \$ 31,794           | \$ 38,036           | \$ 39,701           | \$ 130,661          |
| Office of the Superintendent             | 14.87%  | 1.30%   | 24.33%  | 29.11%  | 30.38%  | \$ 288,002           | \$ -                | \$ 70,079           | \$ 83,838           | \$ 87,508           | \$ 288,002          |
| Special Ed Administration                | 14.87%  | 1.30%   | 24.33%  | 29.11%  | 30.38%  | \$ 226,012           | \$ -                | \$ 54,995           | \$ 65,793           | \$ 68,672           | \$ 226,012          |
| Fiscal Services                          | 14.87%  | 1.30%   | 24.33%  | 29.11%  | 30.38%  | \$ 673,347           | \$ 288,754          | \$ 98,449           | \$ 117,778          | \$ 122,933          | \$ 404,592          |
| Technology Administration                | 14.87%  | 1.30%   | 24.33%  | 29.11%  | 30.38%  | \$ 602,129           | \$ -                | \$ 146,516          | \$ 175,282          | \$ 182,953          | \$ 602,129          |
| Operations & Maintenance (2600)          | 15.06%  | 0.00%   | 24.65%  | 29.50%  | 30.79%  | \$ 195,646           | \$ -                | \$ 48,235           | \$ 57,706           | \$ 60,231           | \$ 195,646          |
| General & Homeless Transportation (2700) | 15.06%  | 0.00%   | 24.65%  | 29.50%  | 30.79%  | \$ 925,577           | \$ 353,373          | \$ 141,074          | \$ 168,772          | \$ 176,158          | \$ 572,204          |
| SPED Transportation (2700.211)           | 14.87%  | 1.30%   | 24.33%  | 29.11%  | 30.38%  | \$ 296,000           | \$ -                | \$ 72,026           | \$ 86,167           | \$ 89,938           | \$ 296,000          |
| Food Service (3100)                      | 15.06%  | 0.00%   | 24.65%  | 29.50%  | 30.79%  | \$ 21,530            | \$ -                | \$ 5,308            | \$ 6,350            | \$ 6,628            | \$ 21,530           |
| <b>Total</b>                             |   |   |   |   |   | <b>\$ 10,036,090</b> | <b>\$ 5,500,429</b> | <b>\$ 1,227,158</b> | <b>\$ 1,468,092</b> | <b>\$ 1,532,341</b> | <b>\$ 5,024,778</b> |

|                   |                   |                  |                     |
|-------------------|-------------------|------------------|---------------------|
| REG ED ASSESS     | \$ 425,543        | \$ 18,913        | \$ 696,433          |
| SPED ASSESS       | \$ 324,290        | \$ 28,442        | \$ 530,723          |
| <b>FY22 Total</b> | <b>\$ 749,833</b> | <b>\$ 47,355</b> | <b>\$ 1,227,158</b> |
| FY22 % Alloc      | 58.1%             | 38.2%            | 62.3%               |
| % CHANGE          | 4.39%             | 45.19%           | 3.60%               |

|                   |                   |                  |                     |
|-------------------|-------------------|------------------|---------------------|
| REG ED ASSESS     | \$ 425,543        | \$ 18,913        | \$ 696,433          |
| SPED ASSESS       | \$ 324,290        | \$ 28,442        | \$ 530,723          |
| <b>FY22 Total</b> | <b>\$ 749,833</b> | <b>\$ 47,355</b> | <b>\$ 1,227,158</b> |
| FY22 % Alloc      | 58.1%             | 38.2%            | 62.3%               |
| % CHANGE          | 4.39%             | 45.19%           | 3.60%               |

## Orleans Southwest Supervisory Union (OSSU) 2021-2022 (FY22) Spending Plan Budget Highlights

The OSSU is by state law the administrative and planning unit for all its member districts. Services include instructional and special education coordination and oversight, student assessment coordination, curriculum coordination, professional development coordination, human resources, business and accounting services, IT network, data systems, transportation, food service management, and school board support.

The FY22 OSSU Shared Assessment Budget as approved by the OSSU Board totals \$8,996,050. This represents a **decrease of 0.004% or \$35,029** under the current FY21 budget. *Eighty - Three percent (83%)* of this budget goes towards student instruction, instructional support services, student support services, and transportation, all of which are utilized at the school buildings and paid for at the supervisory union level.

The FY22 Purchased Services are also provided through the SU budget and total \$1,040,040, a **decrease of 21.33% or \$281,910** from the current FY21 budget. These are services which the school boards have approved and will purchase from the SU. The cause of this decrease is mainly a few positions being built in their local budgets versus the SU budget such as the Behavior Specialists positions.

The full FY22 budget totals \$10,036,090:

- Overall, this budget is a **decrease of 3.06% or \$316,939** from the FY21 budget.
- Special Education spending has **decreased 2.45% or \$138,682** from the FY21 budget.
- Non-Special Education spending has **decreased 3.80% or \$178,257** from the FY21 budget.
- Total assessment to school districts totals \$5,024,778, which is an increase of *\$172,177 or 3.55%* over the FY21 assessment.
- This FY22 budget includes a loss of fund balance carry-over, which offsets the expense budget. (FY21 had an amount of \$350,000 allocated; FY22 has \$178,254 which is a total *loss of revenue of \$171,746*).
- This FY22 budget has absorbed a 9.6% cost increase in health insurance.
- This FY22 budget increases the nursing staff by 0.6FTE.
- This FY22 budget includes the funding for a current behavior coordinator and ACT166 Preschool coordinator, both of which are currently Medicaid funded.
- This FY22 budget includes an additional position of a MTSS Coordinator, which is funded by the offset by some reduced expenses in special education tuition and transportation; with the idea that this position can work directly in the schools to help directly support bringing out of district students back to the local schools.
- This FY22 budget supports hiring an additional Speech Language Pathologist to ensure OSSU can have in person speech services at all schools. This position is funded by reducing the speech contracted services expenses.

Related terms and definitions:

Assessment: Costs are pooled and a member district is charged for access to a range of services provided by the SU to its member districts based on the number of equalized pupils in the district, regardless of the exact quantity of services received by the member districts. Transportation is one example of an assessed cost.

Purchased service: A member district is charged for the precise, measurable cost of a specific service provided by the SU to the member district. A 0.20 FTE behavioral specialist is an example of a purchased service charged to a single member district.



# Orleans Southwest Supervisory Union

## 2019 - 2020 Employee Report

This is a comprehensive list of all contracted employee earnings for the fiscal year

| Name                     | Description                                | Position |      | Contract Amount | FLT Amount   | Stipend Amount | Total        |
|--------------------------|--|----------|------|-----------------|--------------|----------------|--------------|
|                          |  | FTE      | Days |                 |              |                |              |
| Abel, Karen E            | Literacy Interventionist                   | 1.00     | 185  | \$ 68,087.00    | \$ -         | \$ -           | \$ 68,087.00 |
| Adamus, Kathryn A.       | Speech Language Pathologist                | 0.45     | 185  | \$ 23,775.38    | \$ -         | \$ 12,697.35   | \$ 36,472.73 |
| Aioosa, Carolyn T        | Academic Interventionist                   | 0.50     | 185  | \$ 32,416.00    | \$ -         | \$ -           | \$ 32,416.00 |
| Allen, Christie D        | Personal Care Para Professional            | 1.00     | 104  | \$ 12,549.14    | \$ -         | \$ 1,614.48    | \$ 14,163.62 |
| Allen, Lottie 1          | Personal Care Para Professional            | 1.00     | 128  | \$ 16,262.85    | \$ -         | \$ -           | \$ 16,262.85 |
| Allen, Lottie 2          | Early Childhood Para Professional          | 0.46     | 41   | \$ 3,733.50     | \$ -         | \$ -           | \$ 3,733.50  |
| Al-Naser, Bernadette     | Study Hall Monitor & Tutor                 | 1.00     | 105  | \$ 12,474.07    | \$ -         | \$ 850.00      | \$ 13,324.07 |
| Baker, Erica J           | REACH Site Coordinator                     | 0.60     | 262  | \$ 23,051.81    | \$ 2,340.00  | \$ 5,146.74    | \$ 30,538.55 |
| Baker, Shelley L.        | Para Professional                          | 1.00     | 192  | \$ 23,128.84    | \$ -         | \$ 1,325.06    | \$ 24,453.90 |
| Barnes, Alyssa B         | Out of Dist. Case Mgr / Ed. Diagnostician  | 1.00     | 185  | \$ 66,599.00    | \$ 37.50     | \$ 2,034.18    | \$ 68,670.68 |
| Baron, Jolyn             | Substitute - SPED Secondary                | 0.00     | 260  | \$ 2,900.00     | \$ -         | \$ 7,450.00    | \$ 10,350.00 |
| Bartlett, Reva A         | Special Education Para Professional        | 1.00     | 146  | \$ 15,800.12    | \$ -         | \$ -           | \$ 15,800.12 |
| Bassett, Jack            | Technology Specialist                      | 1.00     | 262  | \$ 48,511.93    | \$ -         | \$ -           | \$ 48,511.93 |
| Benoit-Clark, Alicia L   | Academic Interventionist                   | 0.46     | 185  | \$ 29,822.72    | \$ -         | \$ -           | \$ 29,822.72 |
| Besett, Harry M          | Behavior Specialist                        | 1.00     | 197  | \$ 32,471.29    | \$ -         | \$ 800.00      | \$ 33,271.29 |
| Bickford, David          | Flexible Pathways Driver                   | 0.56     | 109  | \$ 13,866.20    | \$ -         | \$ -           | \$ 13,866.20 |
| Billings, Christina L    | Special Education Para Professional        | 1.00     | 192  | \$ 23,116.80    | \$ -         | \$ 1,603.58    | \$ 24,720.38 |
| Blaisdell, Taylor S      | Executive Administrative Assistant         | 1.00     | 262  | \$ 50,202.25    | \$ -         | \$ 650.00      | \$ 50,852.25 |
| Bottiggi, Caitlyn J      | Homeless Student Support Counselor         | 1.00     | 127  | \$ 21,812.98    | \$ -         | \$ -           | \$ 21,812.98 |
| Bradford, Kelly J        | Special Education Para Professional        | 1.00     | 192  | \$ 24,756.48    | \$ -         | \$ -           | \$ 24,756.48 |
| Brochu, David G          | Custodian                                  | 0.00     | 260  | \$ 5,667.40     | \$ -         | \$ -           | \$ 5,667.40  |
| Brochu, Gwendolyn G      | Custodian - Hardwick                       | 0.00     | 260  | \$ 5,627.40     | \$ -         | \$ -           | \$ 5,627.40  |
| Brown, Tammy D           | Early Childhood Special Educator           | 1.00     | 185  | \$ 46,415.00    | \$ -         | \$ 388.44      | \$ 46,803.44 |
| Burgess, Jacqueline D    | Special Education Teacher                  | 1.00     | 185  | \$ 45,484.00    | \$ -         | \$ 4,886.00    | \$ 50,370.00 |
| Burnham, Cynthia A       | Literacy Interventionist                   | 1.00     | 185  | \$ 64,832.00    | \$ -         | \$ 3,075.00    | \$ 67,907.00 |
| Butler, Rebecca S        | Occupational Therapist                     | 1.00     | 185  | \$ 61,576.00    | \$ -         | \$ -           | \$ 61,576.00 |
| Ciecierski, Molly P      | Special Education Teacher                  | 1.00     | 185  | \$ 64,832.00    | \$ -         | \$ 1,051.32    | \$ 65,883.32 |
| Clark, Nichole R         | Personal Care Para Professional            | 1.00     | 192  | \$ 24,637.22    | \$ -         | \$ 1,330.83    | \$ 25,968.05 |
| Coburn, Alicia F 1       | REACH Site Coordinator                     | 0.38     | 150  | \$ 7,241.51     | \$ -         | \$ -           | \$ 7,241.51  |
| Coburn, Alicia F 2       | Personal Care Para Professional            | 1.00     | 192  | \$ 24,020.16    | \$ -         | \$ -           | \$ 24,020.16 |
| Coburn, Alicia F 3       | REACH (X) Site Coordinator                 | 0.00     | 115  | \$ 7,229.78     | \$ -         | \$ -           | \$ 7,229.78  |
| Cosgrove, Patricia A     | Special Education Teacher                  | 1.00     | 185  | \$ 64,832.00    | \$ 525.00    | \$ 6,070.00    | \$ 71,427.00 |
| Cross, Monica R          | Math Coach                                 | 1.00     | 185  | \$ 61,576.00    | \$ 450.00    | \$ 675.00      | \$ 62,701.00 |
| Cross, Wendy L           | Special Education Para Professional        | 1.00     | 192  | \$ 26,352.48    | \$ -         | \$ 3,178.44    | \$ 29,530.92 |
| Crum, Kayla E            | Personal Care Para                         | 1.00     | 160  | \$ 19,501.40    | \$ -         | \$ -           | \$ 19,501.40 |
| Crytzer, Anna            | ELL Teacher                                | 0.30     | 185  | \$ 19,002.90    | \$ -         | \$ -           | \$ 19,002.90 |
| Currie, Brittany         | Accounting Manager                         | 1.00     | 262  | \$ 65,000.00    | \$ -         | \$ 6,875.40    | \$ 71,875.40 |
| Darling, Sonja M         | Accounting Clerk                           | 1.00     | 262  | \$ 57,845.00    | \$ 10,087.50 | \$ -           | \$ 67,932.50 |
| Davison, Jessica M       | Substitute - SPED Elem                     | 0.00     | 260  | \$ 400.00       | \$ -         | \$ 8,300.00    | \$ 8,700.00  |
| DeKens, Joseph P 1       | Behavior Specialist                        | 1.00     | 160  | \$ 34,337.62    | \$ -         | \$ -           | \$ 34,337.62 |
| DeKens, Joseph P 2       | Para Professional                          | 1.00     | 32   | \$ 4,146.94     | \$ -         | \$ -           | \$ 4,146.94  |
| DeLarichelie, Tod J      | Tech Level I                               | 1.00     | 230  | \$ 33,934.50    | \$ -         | \$ -           | \$ 33,934.50 |
| Devenger, Leah R         | Personal Care Para Professional            | 1.00     | 192  | \$ 21,982.93    | \$ -         | \$ 1,131.28    | \$ 23,114.21 |
| Doane, Marie L           | Special Education Teacher                  | 1.00     | 185  | \$ 68,087.00    | \$ 637.50    | \$ 3,045.00    | \$ 71,769.50 |
| Dubuque, Dominique M     | Special Education Teacher                  | 1.00     | 185  | \$ 57,670.00    | \$ -         | \$ -           | \$ 57,670.00 |
| Dutton, Jean E           | Math Interventionist                       | 0.40     | 185  | \$ 27,234.80    | \$ -         | \$ -           | \$ 27,234.80 |
| Emers, Madelyn J         | Temp Business Office Assistant             | 0.00     | 160  | \$ 4,027.38     | \$ -         | \$ -           | \$ 4,027.38  |
| Ewen, Tonya              | Personal Care Para Professional            | 1.00     | 192  | \$ 23,740.50    | \$ -         | \$ -           | \$ 23,740.50 |
| Fair, Kathy J            | Substitute - SPED Secondary                | 0.00     | 260  | \$ 600.00       | \$ -         | \$ 3,700.00    | \$ 4,300.00  |
| Fleer, Alice C           | Personal Care Para Professional            | 1.00     | 192  | \$ 26,468.60    | \$ 5,400.00  | \$ 205.00      | \$ 32,073.60 |
| Foster, Amber M.         | Personal Care Para                         | 1.00     | 192  | \$ 24,466.69    | \$ -         | \$ 235.30      | \$ 24,701.99 |
| Foster, Margaret M       | Certified Occupational Therapist Assistant | 1.00     | 185  | \$ 42,088.57    | \$ -         | \$ -           | \$ 42,088.57 |
| Fox, Joshua M.           | Special Education Teacher                  | 1.00     | 185  | \$ 64,832.00    | \$ -         | \$ 1,051.80    | \$ 65,883.80 |
| Freeman, Heather M       | Student Services Director                  | 1.00     | 262  | \$ 97,204.00    | \$ -         | \$ -           | \$ 97,204.00 |
| Galloway-Kane, Ceilidh C | REACH Coordinator                          | 1.00     | 224  | \$ 47,430.72    | \$ -         | \$ -           | \$ 47,430.72 |
| Garguilo, Stephanie      | Personal Care Para Professional            | 1.00     | 192  | \$ 23,234.57    | \$ -         | \$ -           | \$ 23,234.57 |
| Gates, Theodore O        | Data Analyst                               | 1.00     | 142  | \$ 29,423.27    | \$ 6,621.63  | \$ 4,973.04    | \$ 41,017.94 |
| Gebbie, Aileen Shea      | Para Professional                          | 1.00     | 192  | \$ 26,014.50    | \$ 262.50    | \$ -           | \$ 26,277.00 |
| Greene, Linda J          | Special Education Para Professional        | 1.00     | 192  | \$ 23,237.76    | \$ -         | \$ -           | \$ 23,237.76 |

# Orleans Southwest Supervisory Union

## 2019 - 2020 Employee Report

This is a comprehensive list of all contracted employee earnings for the fiscal year

| Name                         | Description                               | Position |      | Contract Amount | FLT Amount  | Stipend Amount | Total        |
|------------------------------|---|----------|------|-----------------|-------------|----------------|--------------|
|                              |   | FTE      | Days |                 |             |                |              |
| Gutierrez Treminio, Evaristo | Tutor/Translator                          | 1.00     | 192  | \$ 30,314.11    | \$ -        | \$ -           | \$ 30,314.11 |
| Hadwen, Kirsten 1            | Para educator                             | 0.30     | 192  | \$ 6,086.40     | \$ -        | \$ -           | \$ 6,086.40  |
| Hadwen, Kirsten 2            | Physical Education                        | 0.70     | 185  | \$ 27,086.50    | \$ -        | \$ -           | \$ 27,086.50 |
| Hall, Della A                | Para Professional                         | 1.00     | 192  | \$ 23,694.72    | \$ -        | \$ 262.50      | \$ 23,957.22 |
| Hall, Jamie A                | Personal Care Para Professional           | 1.00     | 192  | \$ 26,700.80    | \$ -        | \$ -           | \$ 26,700.80 |
| Hall, Mary R                 | Special Education Para Professional       | 1.00     | 192  | \$ 24,034.45    | \$ -        | \$ -           | \$ 24,034.45 |
| Hancock, Elise R             | Speech Language Pathologist               | 1.00     | 185  | \$ 68,087.00    | \$ -        | \$ 5,804.62    | \$ 73,891.62 |
| Hanna, Gael M                | Academic Coach                            | 1.00     | 185  | \$ 61,576.00    | \$ -        | \$ -           | \$ 61,576.00 |
| Hanson, Anne TM              | Early Childhood Educator                  | 1.00     | 185  | \$ 49,338.00    | \$ -        | \$ 403.32      | \$ 49,741.32 |
| Harnden-McPhee, Aimee L.     | Special Education Teacher                 | 1.00     | 185  | \$ 64,832.00    | \$ -        | \$ 1,051.32    | \$ 65,883.32 |
| Hersey, Elisha J             | Personal Care Para Professional           | 1.00     | 192  | \$ 23,161.11    | \$ -        | \$ 905.76      | \$ 24,066.87 |
| Hewitt, Colleen A            | Para educator                             | 0.46     | 122  | \$ 11,018.20    | \$ -        | \$ -           | \$ 11,018.20 |
| Hill-Sartwell, Judith        | Special Education Para Professional       | 1.00     | 192  | \$ 22,350.72    | \$ -        | \$ -           | \$ 22,350.72 |
| Hislop, Luisa Y              | Personal Care Para                        | 1.00     | 186  | \$ 21,535.08    | \$ -        | \$ 124.05      | \$ 21,659.13 |
| Holbrook, Diane M            | Para Professional                         | 1.00     | 192  | \$ 24,063.58    | \$ -        | \$ 400.00      | \$ 24,463.58 |
| Houston, Anne R              | Grants Manager                            | 1.00     | 16   | \$ 2,769.28     | \$ -        | \$ -           | \$ 2,769.28  |
| Hurlbut, Gailene M           | Special Education Para Professional       | 1.00     | 192  | \$ 23,645.59    | \$ -        | \$ 1,012.55    | \$ 24,658.14 |
| Izzo, Alexis N               | Behavior Support Coordinator              | 1.00     | 185  | \$ 51,849.66    | \$ -        | \$ -           | \$ 51,849.66 |
| Jacobs, Barbara B            | Literacy Interventionist/Coach            | 0.50     | 185  | \$ 34,043.26    | \$ -        | \$ 2,000.00    | \$ 36,043.26 |
| Jacobs, Thomasina A          | Personal Care Para Professional           | 1.00     | 192  | \$ 26,030.89    | \$ -        | \$ -           | \$ 26,030.89 |
| Johns, Mary Ellen E          | Nurse Assistant                           | 1.00     | 121  | \$ 22,215.66    | \$ -        | \$ -           | \$ 22,215.66 |
| Johnson, Maria               | Special Education Para Professional       | 1.00     | 192  | \$ 21,262.08    | \$ -        | \$ 1,949.20    | \$ 23,211.28 |
| Jolly, Megan A               | Special Education Teacher                 | 1.00     | 185  | \$ 54,414.00    | \$ -        | \$ 882.39      | \$ 55,296.39 |
| Kittell, Laura Jill          | Special Education Para Professional       | 1.00     | 192  | \$ 23,399.04    | \$ -        | \$ 1,000.00    | \$ 24,399.04 |
| Knudson, Kimberly G          | Substitute - SPED Elem                    | 0.00     | 260  | \$ 350.00       | \$ 4,875.00 | \$ 1,572.00    | \$ 6,797.00  |
| Lamberton, Jessica 1         | Early Childhood Educator                  | 0.50     | 185  | \$ 26,184.00    | \$ -        | \$ -           | \$ 26,184.00 |
| Lamberton, Jessica 2         | REACH Site Coordinator                    | 0.50     | 262  | \$ 16,893.76    | \$ -        | \$ -           | \$ 16,893.76 |
| Leavitt, Kerry M             | Speech Language Pathologist               | 1.00     | 185  | \$ 53,549.72    | \$ -        | \$ 5,557.19    | \$ 59,106.91 |
| Lodewyk, Adam T              | Technology Specialist                     | 1.00     | 5    | \$ 637.60       | \$ 1,950.00 | \$ -           | \$ 2,587.60  |
| Lumsden, Brittany A          | Personal Care Para Professional           | 1.00     | 192  | \$ 22,811.20    | \$ -        | \$ 1,021.88    | \$ 23,833.08 |
| Mahurin-Volk, Kathleen       | Substitute - SPED Elem                    | 0.00     | 260  | \$ 200.00       | \$ -        | \$ 3,500.00    | \$ 3,700.00  |
| Maniatty, Grace E            | Prior Year Salary Adjustment              | 0.00     | 1    | \$ 0.01         | \$ -        | \$ -           | \$ 0.01      |
| Martin, Christine            | Para Professional                         | 1.00     | 192  | \$ 23,101.44    | \$ -        | \$ 2,000.00    | \$ 25,101.44 |
| Martin, Daniel               | Personal Care Para Professional           | 1.00     | 192  | \$ 18,561.55    | \$ -        | \$ 750.00      | \$ 19,311.55 |
| Martin, David J              | Technology and Communications Director    | 1.00     | 262  | \$ 87,388.47    | \$ 1,125.00 | \$ 3,000.00    | \$ 91,513.47 |
| Martin, Lisa K               | Special Education Para Professional       | 1.00     | 192  | \$ 24,254.26    | \$ -        | \$ 2,603.58    | \$ 26,857.84 |
| Martin, Therese M            | Human Resources Manager                   | 1.00     | 262  | \$ 60,000.00    | \$ 1,125.00 | \$ -           | \$ 61,125.00 |
| Masse', Amy L                | Instruction, Assessment & Grants Director | 1.00     | 262  | \$ 82,000.00    | \$ -        | \$ -           | \$ 82,000.00 |
| Masse', Heather M            | HR Generalist                             | 1.00     | 262  | \$ 47,133.00    | \$ -        | \$ 1,000.00    | \$ 48,133.00 |
| McCarthy, Sean M             | Data Analyst                              | 0.80     | 65   | \$ 16,635.07    | \$ -        | \$ -           | \$ 16,635.07 |
| McCurdy, Michael D.          | Special Education Teacher                 | 1.00     | 185  | \$ 55,902.00    | \$ -        | \$ 3,421.51    | \$ 59,323.51 |
| McIntosh, Brice N            | Technology Specialist                     | 1.00     | 262  | \$ 54,181.00    | \$ 1,125.00 | \$ 700.00      | \$ 56,006.00 |
| Meixel, Arnold Grant         | LEA Community Project AWARE Manager       | 1.00     | 202  | \$ 65,000.00    | \$ -        | \$ 4,500.00    | \$ 69,500.00 |
| Meservey, Annette M          | Para Professional                         | 1.00     | 192  | \$ 23,527.07    | \$ 1,125.00 | \$ 1,246.90    | \$ 25,898.97 |
| Miller, Nicole M             | REACH Coordinator                         | 1.00     | 10   | \$ 2,133.73     | \$ -        | \$ -           | \$ 2,133.73  |
| Mitchell, Katherine L        | Educational Diagnostician                 | 0.45     | 185  | \$ 34,363.87    | \$ -        | \$ -           | \$ 34,363.87 |
| Moodie, Christy              | LT Substitute - Hardwick                  | 1.00     | 74   | \$ 7,588.70     | \$ -        | \$ 1,077.50    | \$ 8,666.20  |
| Norheim, Carter J            | Technology Specialist                     | 1.00     | 262  | \$ 43,060.00    | \$ -        | \$ -           | \$ 43,060.00 |
| O'Neill, Beverly A           | Personal Care Para Professional           | 1.00     | 192  | \$ 26,194.56    | \$ -        | \$ 2,267.67    | \$ 28,462.23 |
| Osgood, Cynthia L            | Special Education Teacher                 | 1.00     | 185  | \$ 54,693.00    | \$ 1,125.00 | \$ 6,314.67    | \$ 62,132.67 |
| Page-Bjerke, Holly M         | Special Education Para Professional       | 0.60     | 192  | \$ 13,634.94    | \$ -        | \$ 2,849.46    | \$ 16,484.40 |
| Perrine, Merrilee A          | Substitute - SPED Elem                    | 0.00     | 260  | \$ 2,100.00     | \$ -        | \$ 2,700.00    | \$ 4,800.00  |
| Perron, Alice M              | Early Childhood Para Professional         | 0.46     | 122  | \$ 10,485.52    | \$ -        | \$ 108.22      | \$ 10,593.74 |
| Picard, Judith W             | Substitute - SPED Elem                    | 0.00     | 260  | \$ 1,200.00     | \$ -        | \$ 2,750.00    | \$ 3,950.00  |
| Platka, Deborah              | Substitute - SPED Elem                    | 0.00     | 260  | \$ 300.00       | \$ -        | \$ 5,550.00    | \$ 5,850.00  |
| Princ, Lisa                  | Special Education Para Professional       | 1.00     | 192  | \$ 19,165.44    | \$ -        | \$ -           | \$ 19,165.44 |
| Putvain, Kelly A             | Special Education Para Professional       | 1.00     | 192  | \$ 24,731.62    | \$ 450.00   | \$ -           | \$ 25,181.62 |
| Putvain, Mabel A             | Personal Care Para Professional           | 1.00     | 192  | \$ 20,699.56    | \$ -        | \$ 1,215.18    | \$ 21,914.74 |
| Ramsay, Charlene D           | Special Education Para Professional       | 1.00     | 192  | \$ 22,727.04    | \$ -        | \$ 1,000.00    | \$ 23,727.04 |

## Orleans Southwest Supervisory Union

### 2019 - 2020 Employee Report

This is a comprehensive list of all contracted employee earnings for the fiscal year

| Name                   | Description                         | Position |      | Contract Amount        | FLT Amount          | Stipend Amount       | Total                  |
|------------------------|-------------------------------------|----------|------|------------------------|---------------------|----------------------|------------------------|
|                        |                                     | FTE      | Days |                        |                     |                      |                        |
| Ripley, Sabrina A      | Staff Accountant                    | 1.00     | 62   | \$ 9,938.93            | \$ -                | \$ -                 | \$ 9,938.93            |
| Rosenberg, Adam J      | Superintendent                      | 1.00     | 262  | \$ 120,000.00          | \$ -                | \$ 750.00            | \$ 120,750.00          |
| Ross, Chelsea E.       | Special Education Teacher           | 1.00     | 185  | \$ 49,670.00           | \$ -                | \$ 805.47            | \$ 50,475.47           |
| Roy, Ruth M            | Physical Therapist                  | 0.60     | 122  | \$ 48,125.00           | \$ -                | \$ 7,209.91          | \$ 55,334.91           |
| Safford, Douglas W     | Personal Care Para Professional     | 1.00     | 192  | \$ 26,315.55           | \$ -                | \$ -                 | \$ 26,315.55           |
| Smith, Chelsea         | Personal Care Para Professional     | 1.00     | 192  | \$ 22,020.56           | \$ -                | \$ 229.04            | \$ 22,249.60           |
| Smith, Hollie 1        | LT Substitute - Hardwick            | 1.00     | 68   | \$ 18,051.98           | \$ -                | \$ -                 | \$ 18,051.98           |
| Smith, Hollie 2        | Para educator                       | 1.00     | 124  | \$ 15,450.40           | \$ -                | \$ -                 | \$ 15,450.40           |
| Smith, Jodi JS         | Substitute - SPED Secondary         | 0.00     | 260  | \$ 150.00              | \$ -                | \$ 6,212.50          | \$ 6,362.50            |
| Smith, John Jr         | Chief Financial Officer             | 1.00     | 262  | \$ 100,940.00          | \$ -                | \$ 2,200.00          | \$ 103,140.00          |
| Smith, Margaretann H   | Special Education Para Professional | 1.00     | 192  | \$ 24,403.80           | \$ -                | \$ 1,258.10          | \$ 25,661.90           |
| Smith, Tammi S         | Personal Care Para Professional     | 1.00     | 192  | \$ 25,904.65           | \$ 975.00           | \$ 397.59            | \$ 27,277.24           |
| Smith, Valerie L       | Special Education Para Professional | 1.00     | 192  | \$ 24,185.53           | \$ -                | \$ -                 | \$ 24,185.53           |
| Steenkamp, Susanna M   | Special Education Teacher           | 1.00     | 185  | \$ 68,087.00           | \$ -                | \$ 2,259.84          | \$ 70,346.84           |
| Stoudt, Lisa M         | Educational Diagnostician           | 1.00     | 185  | \$ 59,158.00           | \$ -                | \$ 970.00            | \$ 60,128.00           |
| Themistocles, Lynne    | Special Education Teacher           | 1.00     | 185  | \$ 64,832.00           | \$ -                | \$ 1,051.32          | \$ 65,883.32           |
| Valcour, Francinne D   | Services Learning Coordinator       | 0.70     | 185  | \$ 46,619.30           | \$ -                | \$ 360.00            | \$ 46,979.30           |
| VanWinkle, Nancy E     | Special Education Para Professional | 1.00     | 60   | \$ 7,689.60            | \$ 750.00           | \$ 3,207.16          | \$ 11,646.76           |
| Ward, Jennifer L       | Personal Care Para                  | 1.00     | 192  | \$ 27,939.79           | \$ -                | \$ 1,000.00          | \$ 28,939.79           |
| Webster, Wanda J       | Administrative Assistant            | 1.00     | 262  | \$ 38,647.79           | \$ -                | \$ -                 | \$ 38,647.79           |
| Whitney, Mariah-Jeanne | Staff Accountant                    | 1.00     | 185  | \$ 33,187.02           | \$ 375.00           | \$ -                 | \$ 33,562.02           |
| Williams, Amy J        | Special Education Para Professional | 1.00     | 192  | \$ 28,087.18           | \$ 626.25           | \$ -                 | \$ 28,713.43           |
| Williams, Caroline     | Academic Interventionist            | 0.90     | 185  | \$ 49,809.60           | \$ -                | \$ 200.00            | \$ 50,009.60           |
| Wright, Heather D      | Special Education Teacher           | 1.00     | 185  | \$ 64,832.00           | \$ 1,125.00         | \$ 2,398.52          | \$ 68,355.52           |
|                        |                                     |          |      | <b>\$ 4,576,514.90</b> | <b>\$ 43,112.88</b> | <b>\$ 187,354.16</b> | <b>\$ 4,806,981.94</b> |

Craftsbury School District  
Craftsbury Academy  
Craftsbury Common, VT 05827

Non-Profit Organization  
U.S. Postage Paid  
Craftsbury Common, VT  
Permit NO. 4